


Ceiling, Suspensions and Wall

LOGICO EASY















TARGETTI

LOGICO EASY STAND ALONE



Stand Alone luminaires for office lighting and for spaces where it is important to provide the right lighting for visual tasks. Available in two lengths and in three different size - 37mm, 57mm, 100mm - with standard and high emission solutions, all with emergency package included.

						
Ceiling-mounted	Suspension	UGR For offices UGR	Soft controlled			
INSTALLATION		LIGHT				
						
On-Off	Dali	Casambi	220/240V	White	Black	Easy Custom Colours
CONTROL			POWER SUPPLY	FINISH		
	3500K Tunable White DALI 2 control parts 251-252-253 DALI 2 Push Dim					
IP40						
INSULATION CLASS			ON REQUEST			



Lenses with differentiated facets designed to focus the light on the work surface, minimising the risk of glare. They provide perfect luminance control while allowing for a large installation pitch.







LOGICO EASY 37
UGR <19
black: L65<200cd/m²
white: L65<1500cd/m²
(EN-12464)



LOGICO EASY 57
UGR <16
L65<1500cd/m²
(EN-12464)

Cellular optical system

Modules with cellular optical systems are already complete with light units and optical systems.




Optical systems

LOGICO Easy can be equipped with different optical systems making it possible to choose between controlled lighting suitable for lighting offices with video terminals and softer and more diffused lighting.

UGR Screen

The microprismatic PMMA UGR screen is designed for work areas and is ideal to guarantee visual comfort on worktops in compliance with EN-12464 regulation.



UGR<19
L65<3000cd/m²
(EN-12464)

OPAL Screen


Suitable for environments where soft and diffused lighting is required for excellent visual comfort where the light source is shielded from view. It is ideal in areas such as meeting rooms, waiting rooms, lounge areas and passageways.

**Optical system with a diffuser screen**

Light units must be completed with one of the two screens. The flat screens are provided in unrollable reels and do not require visible joints up to a maximum length of 15 metres.

LOGICO EASY
57mm

LOGICO EASY
100mm



The ON-OFF control system allows for a single switch system with direct/indirect emission. The DALI 2 system on the other hand has separate switches to create different lighting scenes.



Ceiling-mounted installation

With a special accessory bracket that can be installed without the use of screws.



Suspension installation

With a bracket and a suspension cable which allows for adjustment of the installation height.

Power supply




DALI2
DALI2 control.
Independent direct/indirect switching
with DALI system addressing



ON — OFF
ON-OFF electronic control
Single switch
*Double switching on request

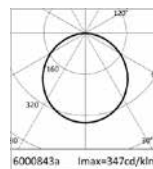


EMERGENCY
Devices available with integrated
emergency (1h autonomy and 24h
charging compliant with EN 60598-
2-22

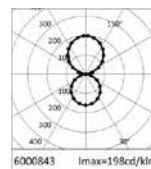


LOGICO EASY 37
Up to 94lm/W
From 2001lm to 8188lm
3000K - 4000K
Ra80 - Ra90

OPAL SCREEN



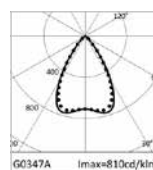
Down



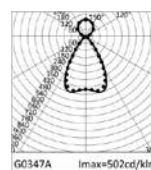
Up/Down

LOGICO EASY 37
Up to 149lm/W
From 2103lm to 8067lm
3000K - 4000K
Ra80 - Ra90

CELLULAR OPTICAL SYSTEM



Down

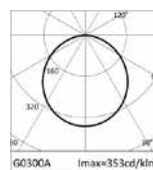


Up/Down

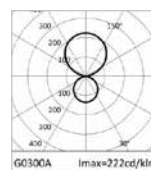


LOGICO EASY 57
Up to 102lm/W
From 2210lm to 9578lm
3000K - 4000K
Ra80 - Ra90

OPAL SCREEN



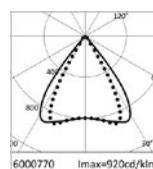
Down



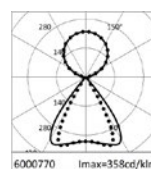
Up/Down

LOGICO EASY 57
Up to 110lm/W
From 1639lm to 8243lm
3000K - 4000K
Ra80 - Ra90

UGR SCREEN



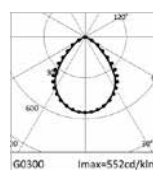
Down



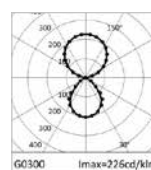
Up/Down

LOGICO EASY 57
Up to 134lm/W
From 1601lm to 8802lm
3000K - 4000K
Ra80 - Ra90


CELLULAR OPTICAL SYSTEM



Down

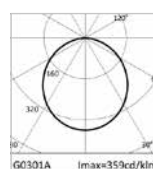


Up/Down

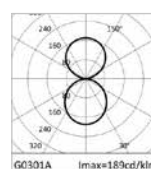


LOGICO EASY 100
Up to 112lm/W
From 3091lm to 11073lm
3000K - 4000K
Ra80 - Ra90

UGR SCREEN



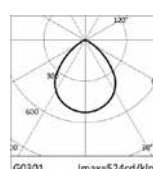
Down



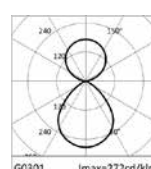
Up/Down

LOGICO EASY 100
Up to 106lm/W
From 3670lm to 12605lm
3000K - 4000K
Ra80 - Ra90

OPAL SCREEN



Down



Up/Down

OPTICAL SYSTEMS

All light modules can be supplied in a double version with direct emission or direct/indirect emission.

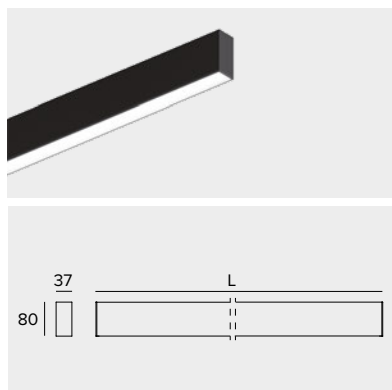
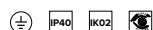
In all versions with direct/indirect light, the indirect emission is equipped with a translucent polycarbonate upper diffuser screen.

Model	Cellular UGR 16	Cellular UGR 19	UGR 19 Screen	OPAL Screen
LOGICO EASY 37		●		●
LOGICO EASY 57	●		●	●
LOGICO EASY 100			●	●

* The luminous flux and efficiency (fixture) figures on this page refer to the 3000K LED.

LOGICO EASY Stand Alone 37 | OPAL

220-240Vac | Ra80 - Ra90 | Fixture flux 3000K from 2001lm to 8188lm


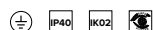


Note Tables show nominal flux values referring to 3000K Ra80 (code 830) versions.
Flux values of direct+indirect versions refer to the total emission of the fixture.
Accessory codes on page 12.

Product	Version	Ra+K		Driver		Colour
T017	MY Direct - 1462mm - 29W - 2478lm	830	Ra80 3000K	EL	ON-OFF	PW ○
	MX Direct - 2340mm - 47W - 3963lm	840	Ra80 4000K	D2	DALI2	DB ●
	BY Dir + Ind - 1462mm - 57W - 5167lm	930	Ra90 3000K			
	BX Dir + Ind - 2340mm - 94W - 8188lm	940	Ra90 4000K			

LOGICO EASY Stand Alone 37 | UGR19

220-240Vac | Ra80 - Ra90 | Fixture flux 3000K from 2103lm to 8067lm

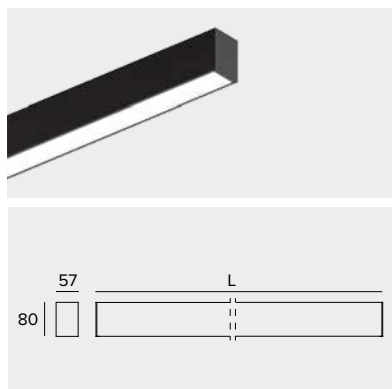


Note Tables show nominal flux values referring to 3000K Ra80 (code 830) versions.
Flux values of direct+indirect versions refer to the total emission of the fixture.
Accessory codes on page 12.

Product	Version	Ra+K		Driver		Colour
T018	MY Direct - 1404mm - 23W - 3124lm	830	Ra80 3000K	EL	ON-OFF	PW ○
	MX Direct - 2243mm - 35W - 4999lm	840	Ra80 4000K	D2	DALI2	DB ●
	BY Dir + Ind - 1404mm - 46W - 5232lm	930	Ra90 3000K			
	BX Dir + Ind - 2243mm - 68W - 8067lm	940	Ra90 4000K			

LOGICO EASY Stand Alone 57 | OPAL HO

220-240Vac | Ra80 - Ra90 | Fixture flux 3000K from 2210lm to 9578lm

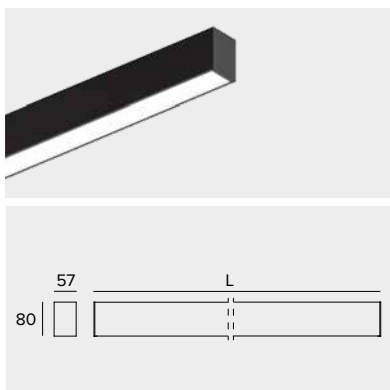
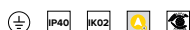


Note Tables show nominal flux values referring to 3000K Ra80 (code 830) versions.
Flux values of direct+indirect versions refer to the total emission of the fixture.
Accessory codes on page 12.

Product	Version	Ra+K		Driver		Colour
T019	MY Direct - 1462mm - 33W - 2738lm	830	Ra80 3000K	EL	ON-OFF	PW ○
	MX Direct - 2340mm - 55W - 4380lm	840	Ra80 4000K	D2	DALI2	DB ●
	BY Dir + Ind - 1462mm - 62W - 6046lm	930	Ra90 3000K			
	BX Dir + Ind - 2340mm - 101W - 9578lm	940	Ra90 4000K			

LOGICO EASY Stand Alone 57 | OPAL HO | Emergency

220-240Vac | Ra80 - Ra90 | Fixture flux 3000K from 2210lm to 9578lm

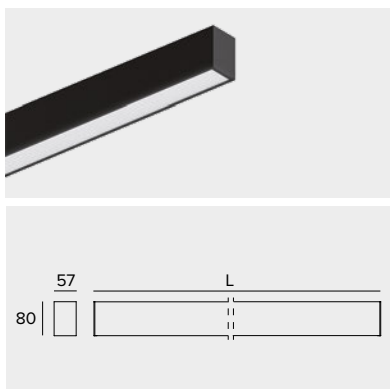


Product	Version	Ra+K		Driver		Colour	
T020	MY	Direct - 1462mm - 34W - 2738lm	830	Ra80 3000K	EL	ON-OFF EM.	PW ○
	MX	Direct - 2340mm - 56W - 4380lm	840	Ra80 4000K	D2	DALI2 EM.	DB ●
	BY	Dir + Ind - 1462mm - 63W - 6046lm	930	Ra90 3000K			
	BX	Dir + Ind - 2340mm - 102W - 9578lm	940	Ra90 4000K			

Note Tables show nominal flux values referring to 3000K Ra80 (code 830) versions.
Flux values of direct+indirect versions refer to the total emission of the fixture.
Accessory codes on page 12.

LOGICO EASY Stand Alone 57 | UGR19

220-240Vac | Ra80 - Ra90 | Fixture flux 3000K from 1639lm to 8243lm

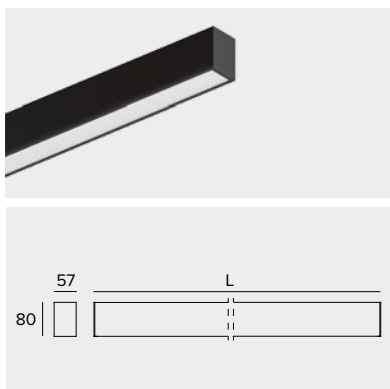


Product	Version	Ra+K		Driver		Colour	
T021	MY	Direct - 1462mm - 23W - 2030lm	830	Ra80 3000K	EL	ON-OFF	PW ○
	MX	Direct - 2340mm - 33W - 3045lm	840	Ra80 4000K	D2	DALI2	DB ●
	BY	Dir + Ind - 1462mm - 52W - 5338lm	930	Ra90 3000K			
	BX	Dir + Ind - 2340mm - 78W - 8243lm	940	Ra90 4000K			

Note Tables show nominal flux values referring to 3000K Ra80 (code 830) versions.
Flux values of direct+indirect versions refer to the total emission of the fixture.
Accessory codes on page 12.

LOGICO EASY Stand Alone 57 | UGR19 | Emergency

220-240Vac | Ra80 - Ra90 | Fixture flux 3000K from 1639lm to 8243lm

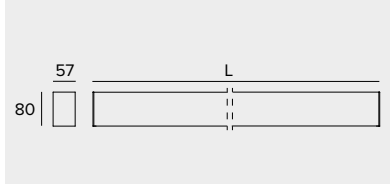



Product	Version	Ra+K		Driver		Colour	
T022	MY	Direct - 1462mm - 24W - 2030lm	830	Ra80 3000K	EL	ON-OFF EM.	PW ○
	MX	Direct - 2340mm - 34W - 3045lm	840	Ra80 4000K	D2	DALI2 EM.	DB ●
	BY	Dir + Ind - 1462mm - 53W - 5338lm	930	Ra90 3000K			
	BX	Dir + Ind - 2340mm - 79W - 8243lm	940	Ra90 4000K			

Note Tables show nominal flux values referring to 3000K Ra80 (code 830) versions.
Flux values of direct+indirect versions refer to the total emission of the fixture.
Accessory codes on page 12.

LOGICO EASY Stand Alone 57 | UGR16

220-240Vac | Ra80 - Ra90 | Fixture flux 3000K from 1601lm to 8802lm

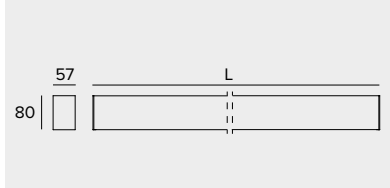



Product	Version	Ra+K		Driver		Colour
T029	MY	Direct - 1472mm - 18W - 2143lm		830	Ra80 3000K	EL ON-OFF PW ○
	MX	Direct - 2352mm - 27W - 3471lm		840	Ra80 4000K	D2 DALI2 DB ●
	BY	Dir + Ind - 1472mm - 47W - 5536lm		930	Ra90 3000K	
	BX	Dir + Ind - 2352mm - 71W - 8802lm		940	Ra90 4000K	

Note Tables show nominal flux values referring to 3000K Ra80 (code 830) versions.
Flux values of direct+indirect versions refer to the total emission of the fixture.
Accessory codes on page 12.

LOGICO EASY Stand Alone 57 | UGR16 | Emergency

220-240Vac | Ra80 - Ra90 | Fixture flux 3000K from 1601lm to 8802lm

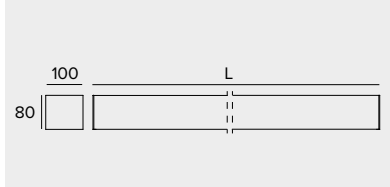



Product	Version	Ra+K		Driver		Colour
T030	MY	Direct - 1472mm - 19W - 2143lm		830	Ra80 3000K	EL ON-OFF EM. PW ○
	MX	Direct - 2352mm - 28W - 3471lm		840	Ra80 4000K	D2 DALI2 EM. DB ●
	BY	Dir + Ind - 1472mm - 48W - 5536lm		930	Ra90 3000K	
	BX	Dir + Ind - 2352mm - 72W - 8802lm		940	Ra90 4000K	

Note Tables show nominal flux values referring to 3000K Ra80 (code 830) versions.
Flux values of direct+indirect versions refer to the total emission of the fixture.
Accessory codes on page 12.

LOGICO EASY Stand Alone 100 | OPAL HO

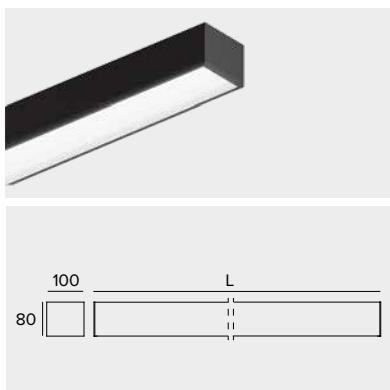
220-240Vac | Ra80 - Ra90 | Fixture flux 3000K from 3670lm to 12605lm



Product	Version	Ra+K		Driver		Colour
T023	MY	Direct - 1462mm - 49W - 4547lm		830	Ra80 3000K	EL ON-OFF PW ○
	MX	Direct - 2340mm - 82W - 7274lm		840	Ra80 4000K	D2 DALI2 DB ●
	BY	Dir + Ind - 1462mm - 78W - 7940lm		930	Ra90 3000K	
	BX	Dir + Ind - 2340mm - 127W - 12605lm		940	Ra90 4000K	

Note Tables show nominal flux values referring to 3000K Ra80 (code 830) versions.
Flux values of direct+indirect versions refer to the total emission of the fixture.
Accessory codes on page 13.

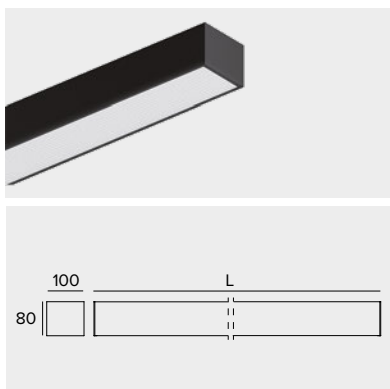
LOGICO EASY Stand Alone 100 | OPAL HO | Emergency
 220-240Vac | Ra80 - Ra90 | Fixture flux 3000K from 3670lm to 12605lm



Product	Version	Ra+K		Driver		Colour
T024	MY Direct - 1462mm - 50W - 4547lm	830	Ra80 3000K	EL	ON-OFF EM.	PW ○
	MX Direct - 2340mm - 83W - 7274lm	840	Ra80 4000K	D2	DALI2 EM.	DB ●
	BY Dir + Ind - 1462mm - 79W - 7940lm	930	Ra90 3000K			
	BX Dir + Ind - 2340mm - 128W - 12605lm	940	Ra90 4000K			

Note Tables show nominal flux values referring to 3000K Ra80 (code 830) versions.
 Flux values of direct+indirect versions refer to the total emission of the fixture.
 Accessory codes on page 13.

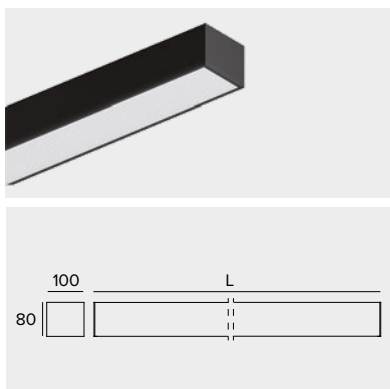
LOGICO EASY Stand Alone 100 | UGR19
 220-240Vac | Ra80 - Ra90 | Fixture flux 3000K from 3091lm to 11073lm



Product	Version	Ra+K		Driver		Colour
T025	MY Direct - 1462mm - 39W - 3828lm	830	Ra80 3000K	EL	ON-OFF	PW ○
	MX Direct - 2340mm - 58W - 5742lm	840	Ra80 4000K	D2	DALI2	DB ●
	BY Dir + Ind - 1462mm - 68W - 7221lm	930	Ra90 3000K			
	BX Dir + Ind - 2340mm - 103W - 11073lm	940	Ra90 4000K			

Note Tables show nominal flux values referring to 3000K Ra80 (code 830) versions.
 Flux values of direct+indirect versions refer to the total emission of the fixture.
 Accessory codes on page 13.

LOGICO EASY Stand Alone 100 | UGR19 | Emergency
 220-240Vac | Ra80 - Ra90 | Fixture flux 3000K from 3091lm to 11073lm



Product	Version	Ra+K		Driver		Colour
T026	MY Direct - 1462mm - 40W - 3828lm	830	Ra80 3000K	EL	ON-OFF EM.	PW ○
	MX Direct - 2340mm - 59W - 5742lm	840	Ra80 4000K	D2	DALI2 EM.	DB ●
	BY Dir + Ind - 1462mm - 69W - 7221lm	930	Ra90 3000K			
	BX Dir + Ind - 2340mm - 104W - 11073lm	940	Ra90 4000K			




Note Tables show nominal flux values referring to 3000K Ra80 (code 830) versions.
 Flux values of direct+indirect versions refer to the total emission of the fixture.
 Accessory codes on page 13.

Accessory codes
LOGICO EASY Stand Alone 37


Bracket

	Code		Code
	A006S		A007S
Bracket for ceiling installation (2 pieces). Two brackets needed for each lighting module. For LOGICO EASY 37.		Bracket with adjustment system for suspended installation (2 pieces). Two brackets needed for each lighting module. For LOGICO EASY 37.	

Canopy

	Colour	Code
		A004B
		A004W
Canopy with 5 poles terminal block. Feeding cable not included.		

Suspension




	Version	Code
	L=60m	A008T
	L=5m	A008U
	L=4m	A008V
	L=3m	A008W
	L=2m	A008X
	L=1m	A008Y
	L=0,5m	A008Z
Suspension cable (2 pieces).		

Accessory codes
LOGICO EASY Stand Alone 57


Bracket

	Code		Code
	A006M		A007M
Bracket for ceiling installation (2 pieces). Two brackets needed for each lighting module. For LOGICO EASY 57.		Bracket with adjustment system for suspended installation (2 pieces). Two brackets needed for each lighting module. For LOGICO EASY 57.	

Canopy

	Colour	Code
		A004B
		A004W
Canopy with 5 poles terminal block. Feeding cable not included.		

Suspension

	Version	Code
	L=6m	A008T
	L=5m	A008U
	L=4m	A008V
	L=3m	A008W
	L=2m	A008X
	L=1m	A008Y
	L=0,5m	A008Z
Suspension cable (2 pieces).		

Control systems




	Code		Code
	1T5349		2T0131
IP20 wireless control unit with DALI interface. More details on page [672] .		IP20 Extender for wireless control of LED driver with dimming DALI (or 1-10V) interface based on Casambi technology. More details on page [672] .	

Accessory codes
LOGICO EASY Stand Alone 100


Bracket

	Code		Code
	A006L		A007L
Bracket for ceiling installation (2 pieces). Two brackets needed for each lighting module. For LOGICO EASY 100.		Bracket with adjustment system for suspended installation (2 pieces). Two brackets needed for each lighting module. For LOGICO EASY 100.	

Canopy

	Colour	Code
		A004B
		A004W
Canopy with 5 poles terminal block. Feeding cable not included.		

Suspension

	Version	Code
	L=6m	A008T
	L=5m	A008U
	L=4m	A008V
	L=3m	A008W
	L=2m	A008X
	L=1m	A008Y
	L=0,5m	A008Z
Suspension cable (2 pieces).		

Control systems

	Code		Code
	1T5349		2T0131
IP20 wireless control unit with DALI interface. More details on page {{672}}.		IP20 Extender for wireless control of LED driver with dimming DALI (or 1-10V) interface based on Casambi technology. More details on page {{672}}.	

LIGHT MANAGEMENT SYSTEM

HOW WE CONTROL OUR FIXTURES

Dali

The fixture is equipped with a driver that provides a connection to a BUS DALI system for overall management of the system.

DALI is the acronym for “Digital Addressable Lighting Interface”, an international standard protocol compliant with IEC EN 62386 that guarantees the interchangeability of dimmable electronic power supplies from different manufacturers. It is used in building automation. It can be used for medium-sized and large projects and entails a preventive design with special cable routing. Many fixtures in the Targetti collection have DALI drivers and are therefore compatible with home automation systems that integrate lighting into building automation.

Dimm on board

The fixture is dimmed using a commutator located inside it.

The simplest system for dimming light fixtures. A commutator inside the fixtures makes it possible to intervene manually and regulate the intensity of the light emission to modulate the light according to actual project needs.

CASAMBI

Targetti Control powered by Casambi
Fixtures are controlled via wireless or Bluetooth by a smartphone or a tablet without the need for any other hardware. For Casambi on board fixtures or those equipped with DALI drivers.

LMS is the Targetti home automation lighting control system that makes it possible to manage lighting systems in wireless mode. Designed for both the consumer and professional markets LMS is the result of a combination of components from Casambi, a leading company producing wireless lighting control solutions, and Targetti light fixtures.

DMX

RGB, RGBW and Tunable White fixtures are controlled using a DMX protocol. Software and touch screen interfaces are available to manage and create static and dynamic lighting scenes.



TARGETTI CONTROL

Powered by Casambi

LMS is the Targetti wireless home automation system that can manage even the most complex lighting systems. Designed for the consumer and the professional market, LMS is the result of the combination of components from Casambi - a leading company producing wireless lighting control solutions - and Targetti light fixtures.

iOS and Android apps

Thanks to the intuitive simplicity of the app developed by Casambi for iOS and Android, LMS ensures system operational readiness. You just need a phone or another mobile device and anyone can create and manage a lighting network singlehandedly by controlling every fixture individually or in groups depending on the needs and the functions required. Managing the system using a standard handset is also made possible with the use of specific accessories.

Extreme usability

The ease of use and programming of the system makes it easy to manage without the use of special control units or assistance from specialised technicians. The application recognises and associates the Targetti

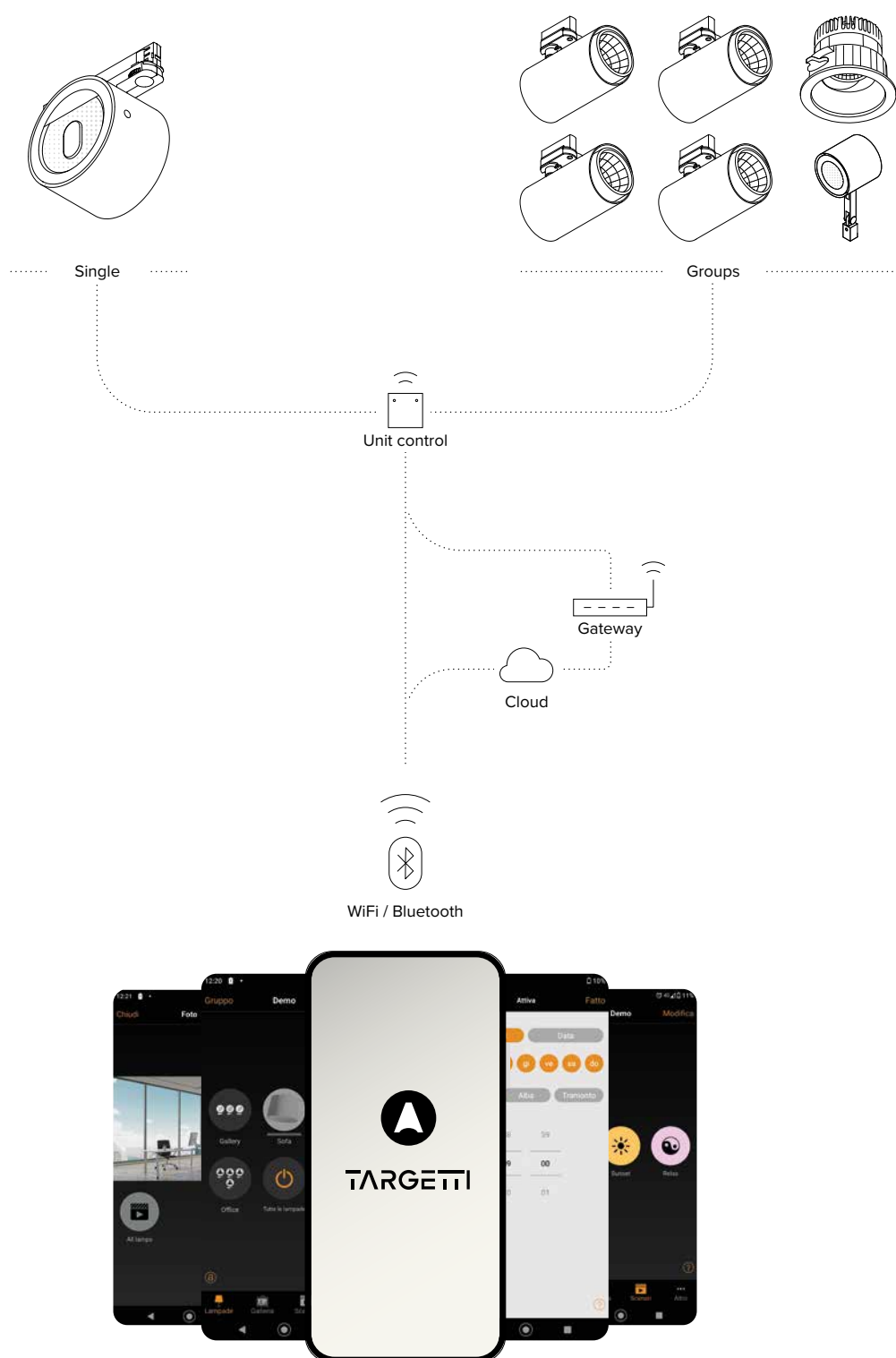
fixtures that are installed in the space automatically by using the BLE (Casambi Bluetooth Low Energy) proprietary protocol to communicate with the various fixtures. No Internet connection is necessary except for synchronisation functions or remote access.

Mesh self-healing network

LMS allows the final user to generate adaptive and multipoint networks: “adaptive” because every fixture can work as a buffer for all the others, adapting automatically to various contexts to optimise control signal propagation; “multipoint” because you can connect up to 250 fixtures on each network without any limit on the number of networks. The result is strong, reliable and affordable networks that manage the system, the profiles of individual fixtures and access rights.



Installation sequence



- ① Choose Targetti fixtures by opting for the Targetti Casambi Ready package or Casambi accessory components
- ② Download the Casambi iOS or Android App depending on the device used
- ③ Launch the App: the fixtures in operation will be detected automatically
- ④ Create one or two networks depending on the characteristics of the environment
- ⑤ Create groups of devices as needed
- ⑥ Program scenes and/or sequences.
- ⑦ Set the level of network sharing



Control Type

Casambi control can be done using:

- Buttons and switches (manual control)
- App (manual digital control)
- Sensors and timers (automatic digital control)



Grouping

Different fixtures can be grouped together to be managed all together or individually. Grouping is easy and the same as grouping apps on smart devices.



Scenes

It is possible to:

- create lighting scenes for different occasions;
- manage several fixtures with just one touch to create the perfect atmosphere for specific needs;
- Use the same fixture in different scenes.



Tunable control

Casambi provides complete colour temperature control for those permitted in the range for LED sources. Just swipe your finger over the icon for the source to change the colour temperature.



Animation

It is possible to create dynamic scenes with fades from scene to scene. Animated scenes can be recalled again or repeated as required. It is possible to set both the duration of each scene and fade times between scenes.



Gallery

The exclusive gallery function makes control intuitive. Taking a photo of an environment or uploading a floor plan on the app it is possible to mark the fixtures and then recall them. Images are saved in a special gallery on the app with the fixtures displayed. Users only have to touch the ones they want to manage.



Gateway

With the gateway function it is possible to access a Casambi network remotely. Casambi enabled fixtures can be managed and network settings (administration rights required) can be changed. To enable the remote access feature, an iOS or Android device must act as a gateway on the Casambi network.



Adaptable

The Casambi system is adaptable to both simple as well as more complex projects. It is based on the possibility to create an unlimited number of networks that can be turned on and off.



Calendar

With the calendar and timer function it is possible to activate and deactivate scenes and animated scenes based on parameters such as: timetables, weekly scheduling, seasonality etc. This makes it possible to meet the needs of different users and the environments to be lit. All Casambi units keep track of time.


Casambi Accessories

External accessories with simple electric cables make it possible to control Targetti fixtures in wireless mode.

For a clear and easy choice for the correct accessories, please refer to the explanatory table on page 26 that shows:

- An alphabetical list of the Targetti fixtures that are compatible with Casambi accessories
 - Product variants that are compatible with Casambi accessories (only some variants of the same product can be controlled by the LMS system)
 - Compatible accessories (descriptions and technical characteristics are listed below)
 - Wiring diagram
- Gateway DALI/Casambi available that allows fixtures fitted with mesh Bluetooth Casambi technology to interface with a traditional DALI system and to be adjusted by a DALI control unit. For further information see the website.

CONTROL UNIT IP20 - DALI




IP20 wireless control unit with DALI interface. It generates a local DALI2 bus, enabling a direct connection to a DALI interface LED driver. The module can only be used in a closed system and cannot be connected to an existing DALI network. The module is wireless controlled using a Casambi app for smartphones and tablets using Bluetooth 5.0 technology. The devices automatically create an adaptive, robust, and reliable wireless mesh network, allowing for the easy and efficient management of a high number of fixtures. The control unit is preset to the DALI 1CH profile, meaning the device can control a single DALI driver with broadcast commands. In addition to the DALI broadcast, other operating modes are available, such as: button (normally open), control unit 0/1-10V, control unit DALI Tunable White DT8, presence sensor.

If different from the preset mode, the desired operating profile must be set directly by the user before coupling the control unit to the Casambi network.

Power supply	220-240 VAC
Power	1,1W - PF 0,6
Max current	0,6 Amp AC
Max n. DALI driver	1
Max n. 1-10v driver	1
Dimensions	102x25x36mm
Exit	1-10V / DALI

EXTENDER IP20 - DALI



IP20 Extender for wireless control of LED driver with dimming DALI (or 1-10V) interface based on Casambi technology. It has a DALI2 output with the capacity to control up to 40 lighting fixtures. With the addition of a further external BUS DALI power supply it is possible to control up to 64 fixtures. IP20 Extender is preset to the DALI broadcast profile, meaning all the luminaires connected to it are dimmable at the same level. In addition to the DALI broadcast other operating modes are available, such as: Extender DALI 8CH, Extender DALI Tunable White, Extender 0/1-10V, Extender DALI 4CH, Extender DALI DT8 Tunable White.

If different from the preset mode, the desired operating profile must be set directly by the user before coupling the extender to the Casambi network.

Power supply	100-240 VAC
Power	2,7W - PF 0,6
Max current	6 Amp AC
Max n. DALI driver	64
Max n. 1-10v driver	30
Dimensions	130x22x30mm.

CONTROL MODULE IP67 - DALI



IP67 wireless control unit with DALI interface. It generates a local DALI2 bus, enabling a direct connection to a DALI interface LED driver. The module can only be used in a closed system and cannot be connected to an existing DALI network. The module is wireless controlled using a Casambi app for smartphones and tablets using Bluetooth 5.0 technology. The devices automatically create an adaptive, robust, and reliable wireless mesh network, allowing for the easy and efficient management of a high number of fixtures. The control unit is preset to the DALI 1CH profile, meaning the device can control a single DALI driver with broadcast commands.

In addition to the DALI broadcast, other operating modes are available, such as: button (normally open), control unit 0/1-10V, control unit DALI Tunable White DT8, presence sensor.

If different from the preset mode, the desired operating profile must be set directly by the user before coupling the control unit to the Casambi network.

Power supply	100-240 VAC
Power	1,1W - PF 0,6
Max current	0,6 Amp AC
Max n. DALI driver	1
Max n. 1-10v driver	1
Dimensions	108x28x65mm.

EXTENDER IP67 - DALI

1E4369



IP67 Extender for wireless control of LED driver with dimming DALI interface based on Casambi technology. It has a DALI2 output with the capacity to control up to 40 lighting fixtures. With the addition of a further external BUS DALI power supply it is possible to control up to 64 fixtures. IP67 Extender is preset to the DALI broadcast profile, meaning all the luminaires connected to it are dimmable at the same level. In addition to the DALI broadcast other operating modes are available, such as: Extender DALI 8CH, Extender DALI Tunable White, Extender DALI 4CH, Extender DALI DT8 Tunable White. If different from the preset mode, the desired operating profile must be set directly by the user before coupling the extender to the Casambi network.

Power supply	100-240 VAC
Power	2,7W - PF 0,6
Max current	6 Amp AC
Max n. DALI driver	64
Max n. 1-10v driver	30
Dimensions	148x40x150mm

XPRESS

1T5350

Black

2T0132

White



Xpress is a wall mounted wireless user interface; it can be installed wherever the user chooses thanks to battery power with autonomy of 2-3 years providing direct access to all the most important CASAMBI system control functions. As well as switching the fixtures on and off, Xpress controls dimming, colour temperature change in fixtures equipped with this technology, and control of individual fixtures and lighting scene or sequence management.

Dimensions	90x12x90mm
------------	------------

BRIDGE DALI/CASAMBI

1T8173CA













































Bridge DALI/Casambi: a fixture that allows fixtures equipped with mesh Bluetooth Casambi to interface with a traditional DALI system and to be adjusted by a DALI control unit. Inside the usual DALI circuit it is possible to have a maximum of 64 cabled DALI and Casambi wireless devices. It only works with Casambi Evolution networks.

The DALI Bridge is transparent in the DALI system, and therefore does not require an address. There is no need for a power supply given that it is supplied directly by the DALI bus. To provide IP68 rating to the fixture complete with code 1E3184.

Dimensions	40,4x14x36,3mm
------------	----------------

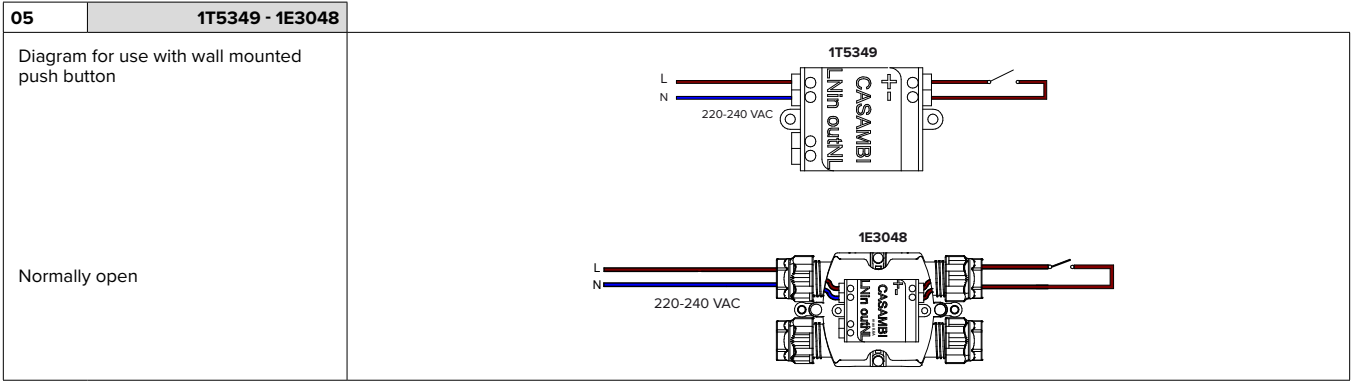
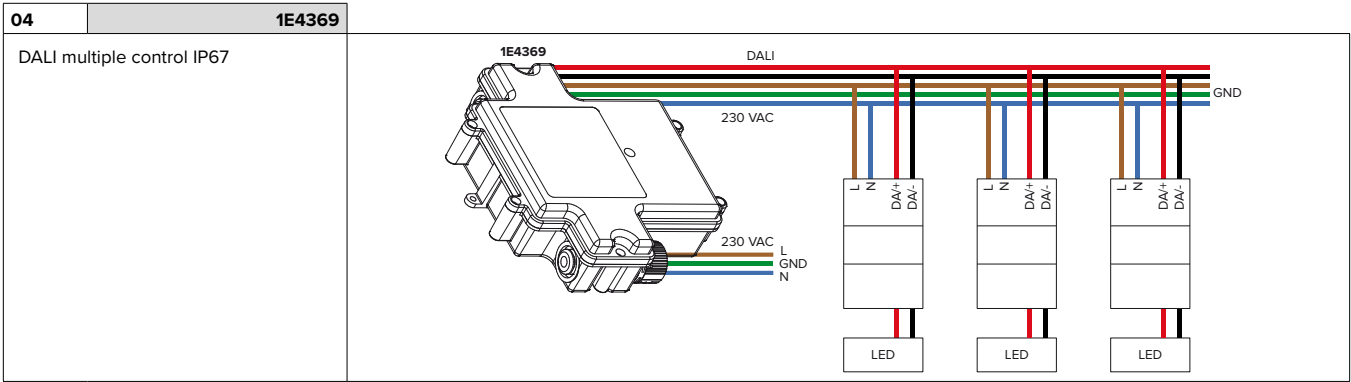
Quadro sinottico accessori Casambi

Product	Variant	1T5349 Control module IP20	2T0131 Extender IP20	1E3048 Control module IP67	1E4369 Extender IP67	Schema Pag. 28
 BEBOP RECESSED	DALI Version	●	●			01 - 02
 CCTEVO ARCHITECTURAL	DALI Version	●	●			01 - 02
 CCTEVO DOWNLIGHT	DALI Version	●	●			01 - 02
 CCTEVO TUBE	DALI Version	●	●			01 - 02
 CCTEVO EXTRACTABLE	DALI Version	●	●			01 - 02
 CCTEVO WW	DALI Version	●	●			01 - 02
 CCTLED DOWNLIGHT	DALI Version	●	●			01 - 02
 CORO	With DALI driver	●	●			01 - 02
 DART	DALI Version			●	●	03 - 04
 DART ROUND	DALI Version			●	●	03 - 04
 FEBO EVO	DALI Version			●	●	03 - 04
 FORTYEIGHT LABEL	DALI Version		●			02
 FORTYEIGHT LOGICO 30	DALI Version		●			02
 HALL	DALI Version	●	●			01 - 02
 JEDI	DALI Version			●	●	03 - 04
 JEDI RECESSED	DALI Version			●	●	03 - 04
 JEDI COMPACT INDOOR	DALI Version	●	●			01 - 02
 JEDI COMPACT OUTDOOR	DALI Version			●	●	03 - 04
 JEDI COMPACT OUTDOOR RECESSED	DALI Version			●	●	03 - 04
 JUPITER PRO	With DALI controller			●	●	03 - 04
 KEPLERO 160 - KEPLERO 280	DALI Version			●	●	03 - 04

Product	Variant	1T5349 Control module IP20	2T0131 Extender IP20	1E3048 Control module IP67	1E4369 Extender IP67	Schema Pag. 28
 KEPLERO 50 - KEPLERO 80	With DALI controller			●	●	03 - 04
 LABEL 230V	DALI Version	●	●			01 - 02
 LABEL	DALI Version		●			02
 LOGICO EASY STAND ALONE	DALI Version	●	●			01 - 02
 LOGICO EASY SYSTEM	DALI Version	●	●			01 - 02
 LOGICO SYSTEM	DALI Version	●	●			01 - 02
 MR. BO	DALI Version			●	●	03 - 04
 MRS. BO BOLLARD	DALI Version			●	●	03 - 04
 MRS. BO WALL	With DALI controller			●	●	03 - 04
 MRS. BO PATH	With DALI controller			●	●	03 - 04
 MR. SMITH	DALI Version			●	●	03 - 04
 MRS. SMITH	DALI Version			●	●	03 - 04
 OMEGA	DALI Version	●	●			01 - 02
 OZ STAND ALONE CEILING	DALI Version	●	●			01 - 02
 OZ STAND ALONE RECESSED	With DALI driver	●	●			01 - 02
 THREESIXTY	DALI Version	●	●			01 - 02
 VOLTA	With DALI driver	●	●	●	●	01 - 02 03 - 04
 ZEDGE - ZEDGE BOLLARD	With DALI controller			●	●	03 - 04
 ZEDGE LINE	DALI Version and with DALI controller			●	●	03 - 04
 ZEDGE PRO	DALI Version			●	●	03 - 04
 ZENO APPLIQUE	DALI Version	●	●			01 - 02

Wiring diagrams

01	1T5349	Single DALI control IP20	
02	2T0131	DALI multiple control IP20	
03	1E3048	DALI single control IP67	



DMX

Control system for DMX, Tunable White and RGBW fixtures

For programming and control RGBW fixtures use the DMX 512 digital protocol, the most widespread and proven standard for smart light control. This allows for complete compatibility with other fixtures on the market and makes a wide variety of accessories available at a reasonable cost.

Fixtures Power Supply

RGBW fixtures need special power supplies with PWM (Pulse Width Modulation) technology that makes it possible to regulate the light intensity separately of primary colours. In larger RGBW products the integrated electronic power supply is always combined with the one used for dynamic control (DMX); in this case the fixtures are self-sufficient and defined as “smart”; smaller fixtures on the other hand require an external device that can power and control several fixtures at the same time.

RGBW fixtures are compatible with the DMX – RDM protocol that allows for remote programming via the data line.



mySCENARIO


Systems of digital devices designed to control dynamic lighting fixtures and to programme dynamic light scenarios and sequences. The system consists of an intuitive software, compatible with Windows operating systems, able to control different hardware devices having the following functions:

- recording colour-changing scenarios set by the operator;
 - allowing the selection among the multiple scenarios recorded;
 - transmitting the control signals to the lighting system.
- The software is interfaced to the PC through a USB port; the interface with lighting fixtures is featured through a DMX 512 output.

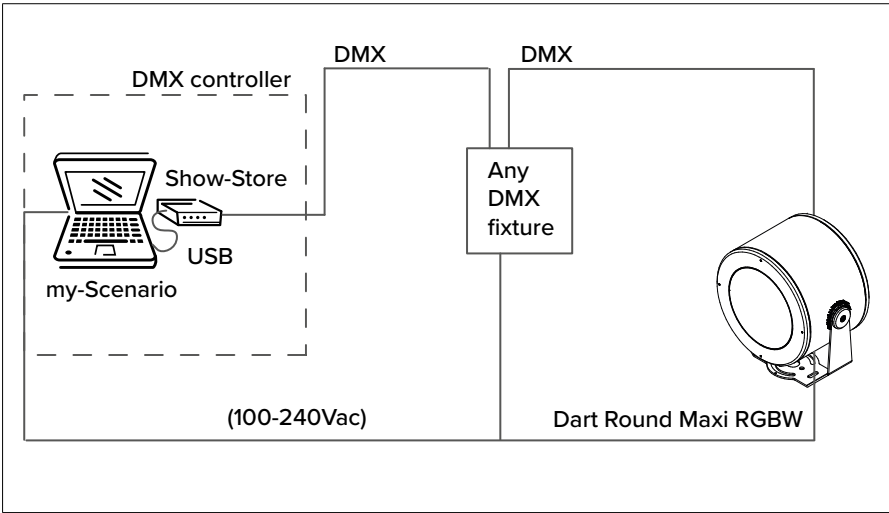
The software provides a graphic simulation of the operating keys of lighting controller; the
- patching function allows to assign the DMX control channels to the fixtures by using the internal library.

The Colour Manager function allows a quick and intuitive programming of a RGB light show, consisting of several steps with assigned duration and fading times. The programmed light shows can be transferred to the different control interfaces.

MYSCENARIO SHOW STORE

1T1898

Software + USB interface
Storage, via USB, of light-shows created through mySCENARIO software
Automatic stand-alone operation with non need of a PC or any other external driver
Keys for scrolling through programmed sequences
Digital display to show the number (1-99) of active scene
Led indicators for ON/OFF status
Three poles XLR output – DMX signal to lighting fixtures
XLR input for daisy chain connection to other identical unit
Management of 512 DMX channels (512 parameters to be programmed separately)
Memory dedicated to light shows proportional to number of connected channels (2877 with 20 channels; 2877 with 60 channels; 355 with 512 channels)

TYPICAL WIRING LAYOUT




mySCENARIO Wall

DMX controller with a glass touch sensitive screen for architectural applications.

- It can control two different DMX universes (2x 512 channels).
- Stand alone function or connected to a computer using a USB port.
- Software for creating scenarios (that can be downloaded from the Targetti website) is included.
- It can manage 10 different lighting zones and 50 scenarios per zone.
- The touch keys on the front make it possible to modify and recall programmed scenarios.
- USB cable included.
- To be used with all RGBW products.

MYSCENARIO WALL

1T6499	
	
Power supply	6 Vdc
Output	4W
Memory	SD card
DMX Channels	2 x 511
Operating system	Windows 32/64bit
Dimensions	146 x 106 x 11 mm


USB-RDM Programmer code

DMX-RDM (Remote Device Management) address planner.

Used with the “RDM Targetti” software that can be downloaded for free from the Targetti website download section.

To be used with all RGBW products.

USB – RDM

1E2767	
	



TARGETTI SANKEY Srl
Certificated ISO 9001 n° 9130. TAR1
Certificated ISO 14001 n° IT319206

The Enec mark, ISO9001 and ISO14001 certifications and the CE marking all guarantee that the activities carried out internally in the company are governed and controlled by procedures which assure constant level of quality.

Accredited laboratory in accordance with ISO 17025.

Requisites and information

All fixtures of the Targetti collection have been designed and produced to comply with European Standard EN60598-1 relative to the safety requisite of light fixtures.



All fixtures comply with the following directives:

- EMC Directive 2014/30/EU
- LV Directive 2014/35/EU
- RoHS Directive 2011/65/EU

Unless specified otherwise

- all fixtures are supplied without lamps;
- all fixtures are sold separately;
- all measurements are expressed in millimeters;
- all fixtures at low voltage are supplied without transformer;
- For products in Class III performance is only guaranteed using the electronic power supplies and drivers indicated in the catalogue.



Targetti offers a five years warranty on the products that use LED light sources included in the Catalogues (unless otherwise specified).

The extension of guarantee does not apply to products with traditional light bulbs, to all the products for light management and control systems, both by Targetti and those by third parties, or to Targetti products fitted with 230V LED modules. For products fitted with traditional bulbs / LED bulbs, the warranty extension is valid only for the lighting product. The five years warranty is valid from the invoice date and covers any manufacturing and/or material defect found in products, if they are used in accordance with their intended use. The warranty terms are available on the Extension of guarantee.

Consorzio ecolight

Targetti Sankey Srl is a member of the Ecolight consortium that was set up in 2004 (D.Lgs. 49/2014) to comply with the provisions of the European Directive that was adopted in Italy as the European Directive 2012/19/EU for WEEE on managing, recovering and treating waste electrical and electronic equipment, used batteries and accumulators in compliance with all applicable legislation.

The colors of the products illustrated are reproduced as faithfully as possible compatibly with the technical limitations of the printed medium.

The company reserves the right to make changes to the production without notice. Reproduction of this catalogue or any part of it is prohibited. The products illustrated in this catalogue are covered by one or more Italian or international patents. The company will take legal action against any imitators.

Icons legend

	Class I luminaire in which the protection against electrical shock is guaranteed by the connections of the conductive elements accessible to a protective conductor (earth connection).
	Luminaire in which the connection to a protective conductor (earth connection) guarantees the immunity to radio noises.
	Class II luminaire (double insulation), protected against the accidental contact with parts under tension from the user.
	Class III luminaire, suitable for connection to very low voltage circuits.
	Solid particle and liquid ingress protection degree.
	Protection degree - Recessed part . Protection degree - Exposed part.
	Impact protection degree.
	ENEC European Norms Electrical Certification.

Particular symbols

	Weight of the single fixture
	Cable length
	Walk-over
	Driver-over safe
	Fixtures that have parameters below the minimum visibility threshold $PstLM \leq 1$ and $SVM \leq 0.4$ (IEC TR 61547-1 and IEC TR 63158).
	Casambi with accessories
	Casambi ready
	DMX on board
	DBS (Dynamic Beam Shaping) optic system

Light beam apertures

Optics	Optic description	from	to
NSP	Narrow Spot	5°	10°
SP	Spot	11°	21°
FL	Flood	22°	40°
MWFL	Medium Wide Flood	41°	50°
WFL	Wide Flood	51°	70°
VWFL	Very Wide Flood	71°	120°
WW	Wall Washer		
ASY	Asymmetric		
FW	Floor Washer		
ELL	Elliptical		
ELT	Elliptical Transversal		
AMB	Ambient		
OPL	Opal		
GRZ	Grazing		
UGR	UGR		
ZOOM	Zoom		
DBS	Dynamic Beam Shaping		

Note

- Please contact us for on demand treatments and versions.
- The performances reported on the products refer to the use of the recommended drivers.
- The drivers selected by Targetti make the fixtures "Safe Flicker".

