

Projectors

DART





















TARGETTI


DART

Outdoor



Dart is a range of fixtures for outdoor architectural lighting with a compact and essential design, high performance and a wide range of optics. Available with Monochromatic, RGBW colour-changing LED sources with DMX control.

								
Surface	Ground	Pole	Accent	Soft controlled	Wall Washer	3000K	4000K	RGBW
INSTALLATION			LIGHT			COLOUR TEMPERATURE		
								
On-Off	Dali	Casambi	DMX	220-240V	400mA 850mA 900mA	IP66		
CONTROL				POWER SUPPLY		PROTECTION RATING		
								
IK10			Ferrite	Easy Custom Colours	Cataphoresis treatment 110-277V Power Supply			
RESISTANCE			FINISH		ON REQUEST			



MEDIUM

The intermediate version is fitted with different optical systems based on the beam opening to optimise the lighting effect to the full and LED source performance.



DART MEDIUM
135mm
From 16W to 36W

NSP Lenses
SP Hybrid
FL Hybrid
MWFL Reflector
WFL Reflector
ASY Asymmetrical Reflector

The DART range, available in three different sizes, has durable materials, attention to thermal management - essential for the lifespan of the LED source - and a large range of optics and high performance.

MAXI

The maxi version is designed for architectural lighting of large surfaces or where it is necessary to light from long distances. It is the only fixture fitted with classic optics as well as a Narrow Spot optical system with indirect light for a clean and precise 8° beam.



DART MAXI
214mm
From 24W to 69W

NSP	Indirect
SP	Hybrid
FL	Hybrid
MWFL	Reflector
WFL	Reflector
ASY	Asymmetrical Reflector

SMALL

Available in two versions with a remote driver for installations in small spaces, and with an integrated driver to simplify the system and cable routing on the facade. Both are available for accent lighting of sculptures, small architecture, trees, etc...



DART SMALL
75mm
From 3W to 15W

NSP	Lenses
SP	Lenses
FL	Lenses
MWFL	Reflector

NSP indirect optic

The NSP optic only the Maxi version is fitted with works by reflection and guarantees a clear and precise beam. The light source is concealed from view and directed toward the parabolic reflector, which collimates the beams and produces a distinctly defined narrow cone of light.

Dart Maxi: Narrow Spot

**Hybrid optic**

The hybrid optic has a short and yet nuanced fall-off; this makes it possible to create highly effective concentrated lighting.

Dart Maxi: Spot, Flood

Dart Medium: Spot, Flood



Optical systems

The many optical systems available make DART a complete and flexible range. Every optic is designed to optimise the LED source to the full and create a clean, well-defined light beam.

Optic with lenses

The optics with lenses available for Dart Small and Dart Medium enable the creation of clean, well-defined beams with minimal fall-off.

Dart Medium: Narrow Spot

Dart Small: Narrow Spot, Spot, Flood

**Optics with reflectors**

The optic with a reflector has the highest luminous efficiency, it is therefore preferable when performance is the determining factor in choosing a light fixture. It makes it possible to have beams with a good gradient effect and is suitable for softly lighting large surfaces and medium-sized trees.

Dart Maxi: Medium Wide Flood, Wide Flood

Dart Medium: Medium Wide Flood, Wide Flood

Dart Medium RGBW: Spot, Flood, Medium Wide Flood, Wide Flood

Dart Small: Medium Wide Flood

**Asymmetric optic**

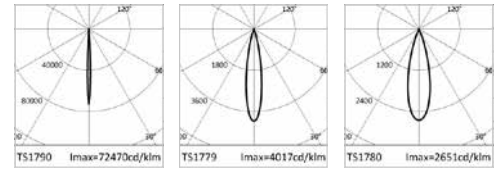
Dart Medium and Dart Maxi include asymmetric optics in the range which allow large surfaces to be lit uniformly. With this type of optic it is possible to create uniform effects on vertical surfaces, vaulted ceilings and pedestrian paths with a distance of approximately 4/5 metres between one fixture and another.







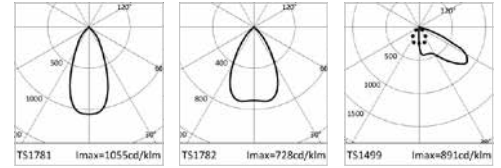
DART MAXI
Up to 110lm/W
From 1760lm to 7416lm
3000K - 4000K
Ra80



INDIRECT
NSP 8°

HYBRID
SP 20°

HYBRID
FL 28°




REFLECTOR
MWFL 43°

REFLECTOR
WFL 59°

ASY 40°x70°



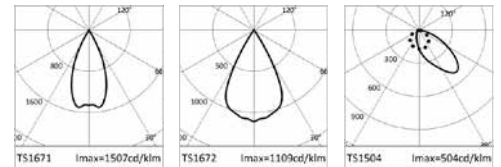
DART MEDIUM
Up to 129lm/W
From 1795lm to 4169lm
3000K - 4000K
Ra80



LENS
NSP 10°

HYBRID
SP 14°

HYBRID
FL 32°




REFLECTOR
MWFL 48°

REFLECTOR
WFL 62°

ASY 51°x83°



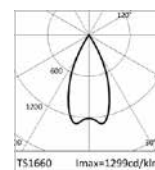
DART SMALL
Up to 125lm/W
From 147lm to 1691lm
3000K - 4000K
Ra80



LENS
NSP 9°

LENS
SP 17°

LENS
FL 32°



REFLECTOR
MWFL 46°

Optics	NSP	SP	FL	MWFL	WFL	Asym
Maxi	•	•	•	•	•	•
Medium	•	•	•	•	•	•
Medium RGBW		•	•	•	•	
Small	•	•	•	•		

* The luminous flux and efficiency (fixture) figures on this page refer to the 3000K LED.

The mounting accessories allow for great installation flexibility with wall-mounted, ground and pole-mounted solutions.



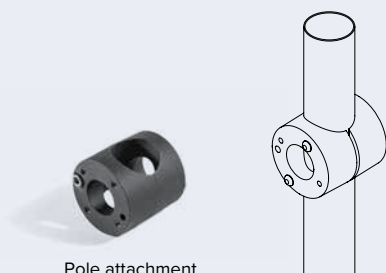
Plate for rotating the appliance parallel to the installation surface.
For Medium and Maxi versions



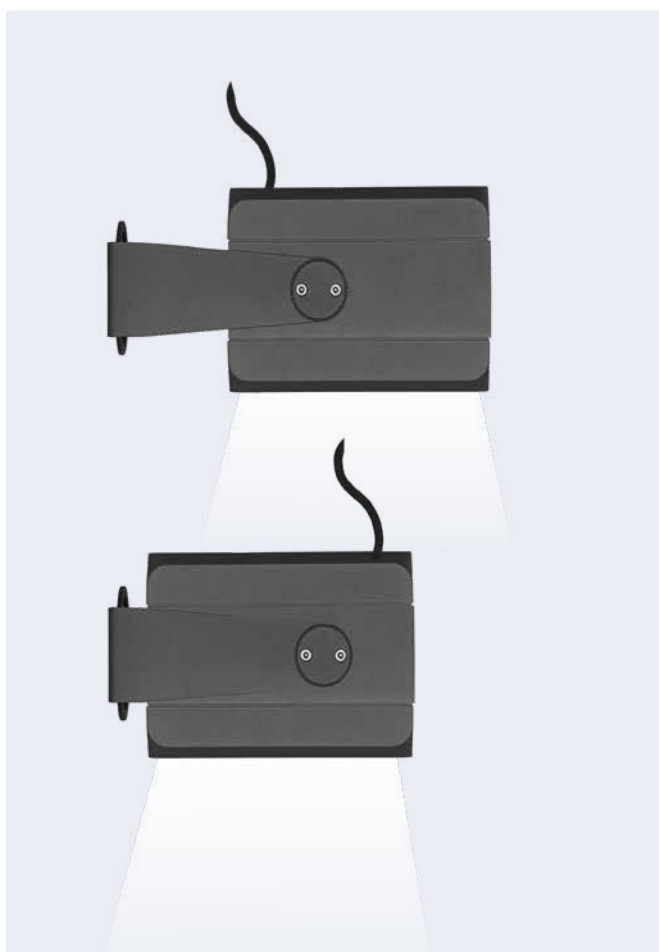
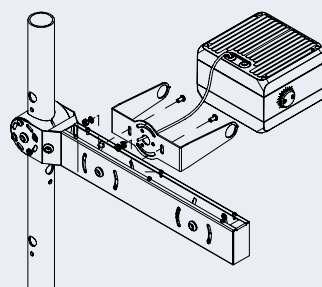
Earth spike



Multiple pole mounting for up to 4 fixtures
(to be completed with a pole attachment, one for each projector)
For Medium and Maxi versions




Pole attachment
One for each projector.
For Medium and Maxi versions



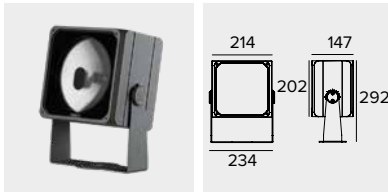
All projectors are designed for rotation with an offset centre to bring the body of the fixture closer or further away from the support surface and choose the distance of the output cable.

The graduated scale allows for precise and replicable aiming.



DART Maxi

220-240Vac | Ra80 | Fixture flux 3000K from 1760lm to 7416lm

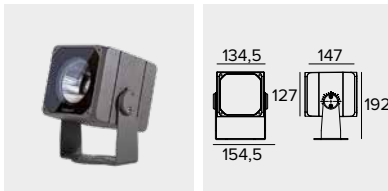


Optic	Driver	Colour	3000K	4000K
NSP 8° 24W	ON-OFF	●	1E3942EL	1E3943EL
	DALI	●	1E3942DA	1E3943DA
SP 20° 69W	ON-OFF	●	1E3956EL	1E3957EL
	DALI	●	1E3956DA	1E3957DA
FL 28° 69W	ON-OFF	●	1E3958EL	1E3959EL
	DALI	●	1E3958DA	1E3959DA
MWFL 43° 69W	ON-OFF	●	1E3960EL	1E3961EL
	DALI	●	1E3960DA	1E3961DA
WFL 59° 69W	ON-OFF	●	1E3962EL	1E3963EL
	DALI	●	1E3962DA	1E3963DA
ASY 69W	ON-OFF	●	1E3964EL	1E3965EL
	DALI	●	1E3964DA	1E3965DA

Note 1 (1E2769) connector necessary for electronic and DALI versions.
Related codes and accessory codes on page 14.

DART Medium

220-240Vac | Ra80 | Fixture flux 3000K from 1795lm to 4169lm

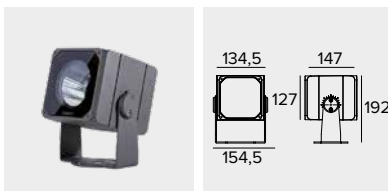


Optic	Driver	Colour	3000K	4000K
NSP 10° 19W	ON-OFF	●	1E3928EL	1E3929EL
	DALI	●	1E3928DA	1E3929DA
SP 14° 36W	ON-OFF	●	1E3930EL	1E3931EL
	DALI	●	1E3930DA	1E3931DA
FL 32° 36W	ON-OFF	●	1E3932EL	1E3933EL
	DALI	●	1E3932DA	1E3933DA
MWFL 48° 33W	ON-OFF	●	1E3934EL	1E3935EL
	DALI	●	1E3934DA	1E3935DA
WFL 62° 33W	ON-OFF	●	1E3936EL	1E3937EL
	DALI	●	1E3936DA	1E3937DA
ASY 33W	ON-OFF	●	1E3938EL	1E3939EL
	DALI	●	1E3938DA	1E3939DA

Note 1 (1E2769) connector necessary for electronic and DALI versions.
Related codes and accessory codes on page 14.

DART Medium RGBW

850mA | Fixture flux up to 1044lm | RGBW W=6500K



Optic	Power supply	Colour	RGBW
SP 17° 31W	850mA	●	1E3864
FL 33° 31W	850mA	●	1E3865
MWFL 47° 31W	850mA	●	1E3866
WFL 58° 31W	850mA	●	1E3882

Note Values related to the power consumption of the fixture do not take into account the consumption of the accessory driver, which depends on the choice of driver.
Related codes and accessory codes on page 14.


DART Small Integrated driver
 220-240Vac | Ra80 | Fixture flux 3000K from 147lm to 1494lm

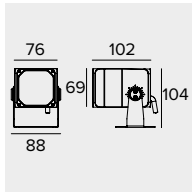
1.04





IP66

IK10

1.5m





Optic	Driver	Colour	3000K	4000K
NSP 9° 5W	ON-OFF		1E3056EL	1E3057EL
SP 17° 15W	ON-OFF		1E3922EL	1E3923EL
FL 32° 13W	ON-OFF		1E3924EL	1E3925EL
MWFL 46° 13W	ON-OFF		1E3926EL	1E3927EL

Note

1 (1E2769) connector necessary for ON-OFF versions.
Related codes and accessory codes on page 14.


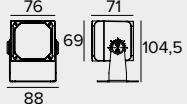
DART Small Remote driver
 Ra80 | Fixture flux 3000K from 147lm to 1691lm

0.72

IP66

IK10

1.5m

Optic	Power supply	Colour	3000K	4000K
NSP 9° 3W	900mA		1E2986	1E2987
SP 17° 15W	400mA		1E3916	1E3917
FL 32° 14W	400mA		1E3918	1E3919
MWFL 46° 14W	400mA		1E3920	1E3921

Note

To be completed with an ON-OFF or DALI driver.

Values related to the power consumption of the fixture do not take into account the consumption of the accessory driver, which depends on the choice of driver.


Related codes and accessory codes on page 14.

Related codes and accessories


DART

Accessory codes


Mounting System

	Version	Ø	Code
	Dart Maxi	168mm	1E3094
	Dart Medium	101mm	1E3023
	Dart Medium RGBW	101mm	1E3023
	Dart Small	53mm	1E3012
Blade of light filter. PMMA holographic filter for a blade of light effect. To be completed with a dedicated holder ring.			


Holder Ring

	Version	Colour	Code
	Dart Maxi	●	1E3093
	Dart Medium	●	1E3022
	Dart Medium RGBW	●	1E3022
	Dart Small	●	1E3011
Holder ring. Powder coated stainless steel.			


Grid


	Version	Colour	Code
	Dart Maxi	●	1E3096
	Dart Medium	●	1E3025
	Dart Medium RGBW	●	1E3025
	Dart Small	●	1E3014
Anti-glare louver. The central elements may be removed to obtain two different levels of glare control. Powder coated stainless steel.			





Filter


	Version	Colour	Code
	Dart Maxi	●	1E3095
	Dart Medium	●	1E3024
	Dart Medium RGBW	●	1E3024
	Dart Small	●	1E3013
Asymmetric screen. Powder coated stainless steel.			

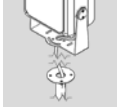
Mounting System

	Version	Colour	Code
	Dart Maxi	●	1E3026
	Dart Medium	●	1E3026
	Dart Medium RGBW	●	1E3026
	Dart Small	●	1E3015
Plate for fixture rotation. Powder coated stainless steel.			


	Version	Colour	Code
	Dart Maxi ø150x352mm	●	1E3188
	Dart Medium ø96x182mm	●	1E3028
	Dart Medium RGBW ø96x182mm	●	1E3028
	Dart Small ø70x182mm	●	1E3016
Earthspike. Powder coated stainless steel.			

	Version	Colour	Code
	Dart Maxi		1E2825
	Dart Medium		
	Dart Medium RGBW		
<p>Pole bracket. Anodised and powder coated aluminium. Pole Ø 60mm (+/-2mm).</p>			

	Version	Colour	Code
	Dart Maxi	●	1E3097
	Dart Medium	●	1E3027
	Dart Medium RGBW	●	1E3027
Pole multiple mounting system. Powder coated stainless steel. To be completed with 1E2825. Max 4 projectors.			

	Version	Colour	Code
	Dart Maxi	●	1E3187
Pole with base. Powder coated stainless steel.			

Tool

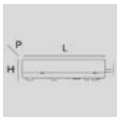
	Version	Colour	Code
	Dart Maxi	●	1E3098
	Dart Medium	●	1E3029
	Dart Medium RGBW	●	1E3029
Laser pointing system. Installed by friction on the projector's body. Powder coated stainless steel. Laser included.			


Related codes and accessories


DART

Related codes

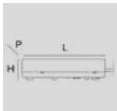
Power Supply Dart Small Remote Driver

	Dimensions LxHxP mm	Power	Power supply	Output current	IP	Code
	146x22x43	18W	220-240Vac	400mA	IP20	1T4215EL
	110x22x52	20W 15W	220-240Vac 110-127Vac	900mA	IP20	1T5295EL
	115x26x53	20W 15W	220-240Vac 110-127Vac	400mA	IP68	1E3033EL
	150x40x148	20W 15W	220-240Vac 110-127Vac	900mA	IP68	1E3034EL
Electronic power supply.						

	Dimensions LxHxP mm	Power	Power supply	Output current	IP	Code
	111x22x52	20W 15W	220-240Vac 110-127Vac	400mA	IP20	1T4215D
	111x22x52	20W 15W	220-240Vac 110-127Vac	900mA	IP20	1T5295D
	135x31x80	20W	110-240Vac	400mA	IP68	1E3033D
	220x80x120	20W 15W	220-240Vac 110-127Vac	900mA	IP68	1E3034D
1-10V power supply.						



	Dimensions LxHxP mm	Power	Power supply	Output current	IP	Code
	146x30x44	20W	220-240Vac	400mA	IP20	1T4215DA
	150x28x42	20W	220-240Vac	900mA	IP20	1T5295DA
	115x26x53	20W 15W	220-240Vac 110-127Vac	400mA	IP68	1E3033DA
	220x80x120	20W	220-240Vac	900mA	IP68	1E3034DA
	150x40x148	max 50W	220-240Vac	900mA	IP68	1E2574
DALI power supply.						

Power Supply Dart Medium RGBW

	Code
	1E3883
DMX 4 channel driver - 850mA. 50W, LxHxP=220x80x120mm, 120-277Vac. IP68 gray powder coated aluminum box.	

Accessory codes

Connector

Version	Code	Version	Code
	Dart Maxi	Dart Maxi	1E2494
	Dart Medium	Dart Medium	
	Dart Small		
Linear connection box IP66/IP68. 5 poles max. wire section 1.5mm ² . Cable diameter range from 7 to 12mm.		Multiple connection box IP68. 1IN - 3 OUT 4 poles max. wire section 2.5mm ² . Cable diameter range from 6 to 12mm.	
Version	Code		
	Dart Small		
	1E2493		
Linear connection box IP68. 4 poles max. wire section 2.5mm ² . Cable diameter range from 7 to 12mm.			

Related codes and accessories




DART

Accessory codes

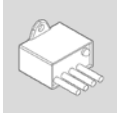


Control systems

	Version	Code		Version	Code
	Dart Maxi			Dart Maxi	
	Dart Medium	1E3048		Dart Medium	1E4369
	Dart Small			Dart Small	
	IP67 wireless control unit with DALI interface. More details on page 672.			IP67 Extender for wireless control of LED driver with dimming DALI interface based on Casambi technology. More details on page 672.	

Control systems Dart Medium RGBW

	Code		Code
	1T6499		1T1898
	myScenario Wall. More details on page 678.		my-SCENARIO Show Store. More details on page 678.
	1E2767		
	USB-RDM Programmer code. More details on page 678.		

Surge protector

	Version	Code		Version	Code
	Dart Maxi			Dart Maxi	
	Dart Medium	A013A		Dart Medium	A013C
	Surge protector compatible with CLASS I lighting fixtures. Operating voltage 230-277Vac. SPD type 2+3. Max surge protection 10kV. CLASS I IP67			Surge protector compatible with CLASS I lighting fixtures. DALI, DMX, 0-10V datalines compliance. Operating voltage 230Vac. SPD type 2+3. Max surge protection 10kV. CLASS I IP20	
	Version	Code			
	Dart Small	A013B			
	Surge protector compatible with CLASS II lighting fixtures and electronic drivers. Operating voltage 220-240Vac. SPD type 2+3. Max surge protection 10kV. CLASS II IP67				



LIGHT MANAGEMENT SYSTEM

HOW WE CONTROL OUR FIXTURES

Dali

The fixture is equipped with a driver that provides a connection to a BUS DALI system for overall management of the system.

DALI is the acronym for “Digital Addressable Lighting Interface”, an international standard protocol compliant with IEC EN 62386 that guarantees the interchangeability of dimmable electronic power supplies from different manufacturers. It is used in building automation. It can be used for medium-sized and large projects and entails a preventive design with special cable routing. Many fixtures in the Targetti collection have DALI drivers and are therefore compatible with home automation systems that integrate lighting into building automation.

Dimm on board

The fixture is dimmed using a commutator located inside it.

The simplest system for dimming light fixtures. A commutator inside the fixtures makes it possible to intervene manually and regulate the intensity of the light emission to modulate the light according to actual project needs.

CASAMBI

Targetti Control powered by Casambi
Fixtures are controlled via wireless or Bluetooth by a smartphone or a tablet without the need for any other hardware. For Casambi on board fixtures or those equipped with DALI drivers.

LMS is the Targetti home automation lighting control system that makes it possible to manage lighting systems in wireless mode. Designed for both the consumer and professional markets LMS is the result of a combination of components from Casambi, a leading company producing wireless lighting control solutions, and Targetti light fixtures.

DMX

RGB, RGBW and Tunable White fixtures are controlled using a DMX protocol. Software and touch screen interfaces are available to manage and create static and dynamic lighting scenes.



TARGETTI CONTROL

Powered by Casambi

LMS is the Targetti wireless home automation system that can manage even the most complex lighting systems. Designed for the consumer and the professional market, LMS is the result of the combination of components from Casambi - a leading company producing wireless lighting control solutions - and Targetti light fixtures.

iOS and Android apps

Thanks to the intuitive simplicity of the app developed by Casambi for iOS and Android, LMS ensures system operational readiness. You just need a phone or another mobile device and anyone can create and manage a lighting network singlehandedly by controlling every fixture individually or in groups depending on the needs and the functions required. Managing the system using a standard handset is also made possible with the use of specific accessories.

Extreme usability

The ease of use and programming of the system makes it easy to manage without the use of special control units or assistance from specialised technicians. The application recognises and associates the Targetti

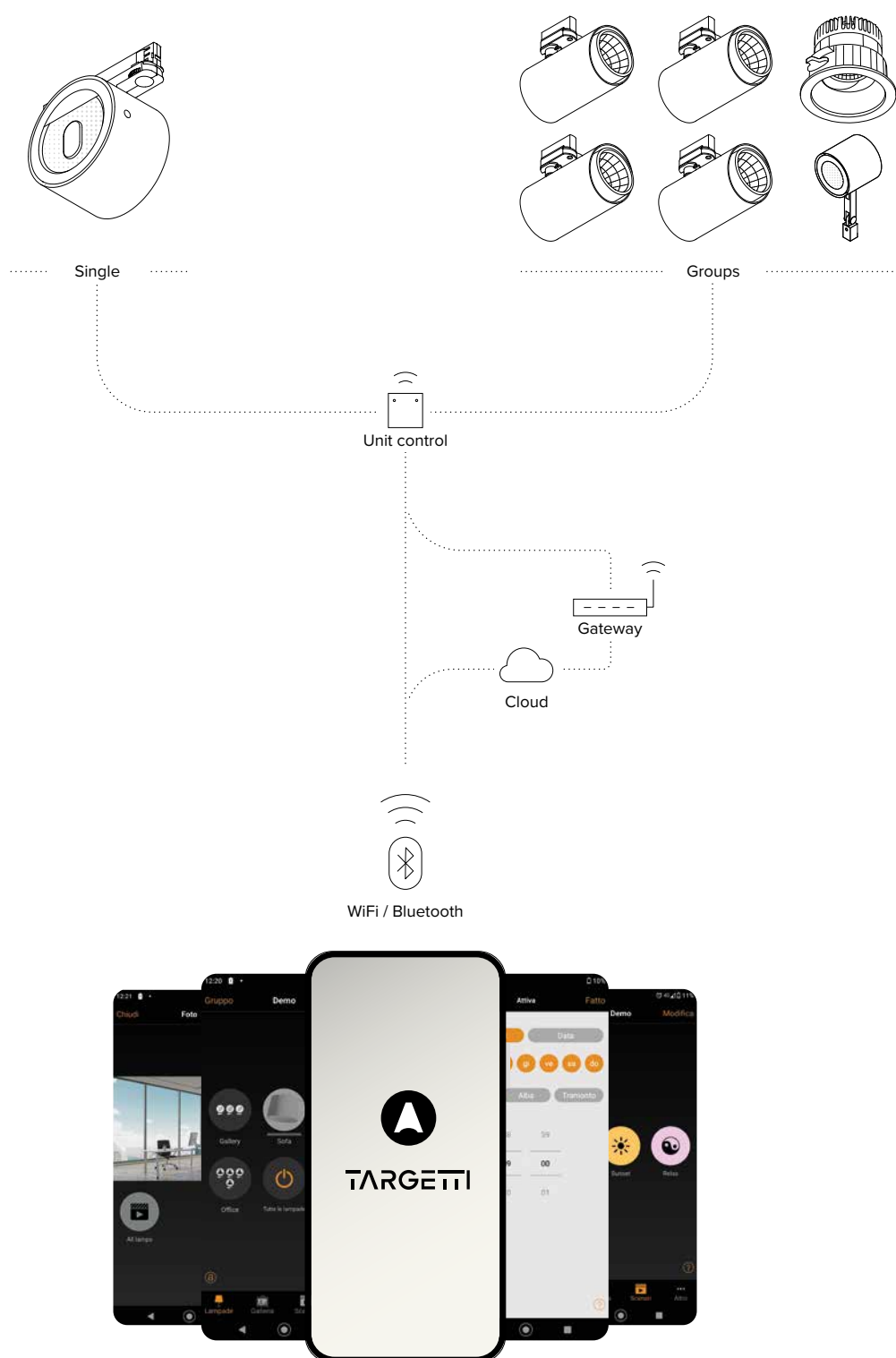
fixtures that are installed in the space automatically by using the BLE (Casambi Bluetooth Low Energy) proprietary protocol to communicate with the various fixtures. No Internet connection is necessary except for synchronisation functions or remote access.

Mesh self-healing network

LMS allows the final user to generate adaptive and multipoint networks: “adaptive” because every fixture can work as a buffer for all the others, adapting automatically to various contexts to optimise control signal propagation; “multipoint” because you can connect up to 250 fixtures on each network without any limit on the number of networks. The result is strong, reliable and affordable networks that manage the system, the profiles of individual fixtures and access rights.



Installation sequence



- ① Choose Targetti fixtures by opting for the Targetti Casambi Ready package or Casambi accessory components
- ② Download the Casambi iOS or Android App depending on the device used
- ③ Launch the App: the fixtures in operation will be detected automatically
- ④ Create one or two networks depending on the characteristics of the environment
- ⑤ Create groups of devices as needed
- ⑥ Program scenes and/or sequences.
- ⑦ Set the level of network sharing



Control Type

Casambi control can be done using:

- Buttons and switches (manual control)
- App (manual digital control)
- Sensors and timers (automatic digital control)



Grouping

Different fixtures can be grouped together to be managed all together or individually. Grouping is easy and the same as grouping apps on smart devices.



Scenes

It is possible to:

- create lighting scenes for different occasions;
- manage several fixtures with just one touch to create the perfect atmosphere for specific needs;
- Use the same fixture in different scenes.



Tunable control

Casambi provides complete colour temperature control for those permitted in the range for LED sources. Just swipe your finger over the icon for the source to change the colour temperature.



Animation

It is possible to create dynamic scenes with fades from scene to scene. Animated scenes can be recalled again or repeated as required. It is possible to set both the duration of each scene and fade times between scenes.



Gallery

The exclusive gallery function makes control intuitive. Taking a photo of an environment or uploading a floor plan on the app it is possible to mark the fixtures and then recall them. Images are saved in a special gallery on the app with the fixtures displayed. Users only have to touch the ones they want to manage.



Gateway

With the gateway function it is possible to access a Casambi network remotely. Casambi enabled fixtures can be managed and network settings (administration rights required) can be changed. To enable the remote access feature, an iOS or Android device must act as a gateway on the Casambi network.



Adaptable

The Casambi system is adaptable to both simple as well as more complex projects. It is based on the possibility to create an unlimited number of networks that can be turned on and off.



Calendar

With the calendar and timer function it is possible to activate and deactivate scenes and animated scenes based on parameters such as: timetables, weekly scheduling, seasonality etc. This makes it possible to meet the needs of different users and the environments to be lit. All Casambi units keep track of time.


Casambi Accessories

External accessories with simple electric cables make it possible to control Targetti fixtures in wireless mode.

For a clear and easy choice for the correct accessories, please refer to the explanatory table on page 26 that shows:

- An alphabetical list of the Targetti fixtures that are compatible with Casambi accessories
 - Product variants that are compatible with Casambi accessories (only some variants of the same product can be controlled by the LMS system)
 - Compatible accessories (descriptions and technical characteristics are listed below)
 - Wiring diagram
- Gateway DALI/Casambi available that allows fixtures fitted with mesh Bluetooth Casambi technology to interface with a traditional DALI system and to be adjusted by a DALI control unit. For further information see the website.

CONTROL UNIT IP20 - DALI




IP20 wireless control unit with DALI interface. It generates a local DALI2 bus, enabling a direct connection to a DALI interface LED driver. The module can only be used in a closed system and cannot be connected to an existing DALI network. The module is wireless controlled using a Casambi app for smartphones and tablets using Bluetooth 5.0 technology. The devices automatically create an adaptive, robust, and reliable wireless mesh network, allowing for the easy and efficient management of a high number of fixtures. The control unit is preset to the DALI 1CH profile, meaning the device can control a single DALI driver with broadcast commands. In addition to the DALI broadcast, other operating modes are available, such as: button (normally open), control unit 0/1-10V, control unit DALI Tunable White DT8, presence sensor.

If different from the preset mode, the desired operating profile must be set directly by the user before coupling the control unit to the Casambi network.

Power supply	220-240 VAC
Power	1,1W - PF 0,6
Max current	0,6 Amp AC
Max n. DALI driver	1
Max n. 1-10v driver	1
Dimensions	102x25x36mm
Exit	1-10V / DALI

EXTENDER IP20 - DALI



IP20 Extender for wireless control of LED driver with dimming DALI (or 1-10V) interface based on Casambi technology. It has a DALI2 output with the capacity to control up to 40 lighting fixtures. With the addition of a further external BUS DALI power supply it is possible to control up to 64 fixtures. IP20 Extender is preset to the DALI broadcast profile, meaning all the luminaires connected to it are dimmable at the same level. In addition to the DALI broadcast other operating modes are available, such as: Extender DALI 8CH, Extender DALI Tunable White, Extender 0/1-10V, Extender DALI 4CH, Extender DALI DT8 Tunable White.

If different from the preset mode, the desired operating profile must be set directly by the user before coupling the extender to the Casambi network.

Power supply	100-240 VAC
Power	2,7W - PF 0,6
Max current	6 Amp AC
Max n. DALI driver	64
Max n. 1-10v driver	30
Dimensions	130x22x30mm.

CONTROL MODULE IP67 - DALI



IP67 wireless control unit with DALI interface. It generates a local DALI2 bus, enabling a direct connection to a DALI interface LED driver. The module can only be used in a closed system and cannot be connected to an existing DALI network. The module is wireless controlled using a Casambi app for smartphones and tablets using Bluetooth 5.0 technology. The devices automatically create an adaptive, robust, and reliable wireless mesh network, allowing for the easy and efficient management of a high number of fixtures. The control unit is preset to the DALI 1CH profile, meaning the device can control a single DALI driver with broadcast commands.

In addition to the DALI broadcast, other operating modes are available, such as: button (normally open), control unit 0/1-10V, control unit DALI Tunable White DT8, presence sensor.

If different from the preset mode, the desired operating profile must be set directly by the user before coupling the control unit to the Casambi network.

Power supply	100-240 VAC
Power	1,1W - PF 0,6
Max current	0,6 Amp AC
Max n. DALI driver	1
Max n. 1-10v driver	1
Dimensions	108x28x65mm.

EXTENDER IP67 - DALI

1E4369



IP67 Extender for wireless control of LED driver with dimming DALI interface based on Casambi technology. It has a DALI2 output with the capacity to control up to 40 lighting fixtures. With the addition of a further external BUS DALI power supply it is possible to control up to 64 fixtures. IP67 Extender is preset to the DALI broadcast profile, meaning all the luminaires connected to it are dimmable at the same level. In addition to the DALI broadcast other operating modes are available, such as: Extender DALI 8CH, Extender DALI Tunable White, Extender DALI 4CH, Extender DALI DT8 Tunable White. If different from the preset mode, the desired operating profile must be set directly by the user before coupling the extender to the Casambi network.

Power supply	100-240 VAC
Power	2,7W - PF 0,6
Max current	6 Amp AC
Max n. DALI driver	64
Max n. 1-10v driver	30
Dimensions	148x40x150mm

XPRESS

1T5350

Black

2T0132

White



Xpress is a wall mounted wireless user interface; it can be installed wherever the user chooses thanks to battery power with autonomy of 2-3 years providing direct access to all the most important CASAMBI system control functions. As well as switching the fixtures on and off, Xpress controls dimming, colour temperature change in fixtures equipped with this technology, and control of individual fixtures and lighting scene or sequence management.

Dimensions	90x12x90mm
------------	------------

BRIDGE DALI/CASAMBI

1T8173CA






































Bridge DALI/Casambi: a fixture that allows fixtures equipped with mesh Bluetooth Casambi to interface with a traditional DALI system and to be adjusted by a DALI control unit. Inside the usual DALI circuit it is possible to have a maximum of 64 cabled DALI and Casambi wireless devices. It only works with Casambi Evolution networks.

The DALI Bridge is transparent in the DALI system, and therefore does not require an address. There is no need for a power supply given that it is supplied directly by the DALI bus. To provide IP68 rating to the fixture complete with code 1E3184.

Dimensions	40,4x14x36,3mm
------------	----------------

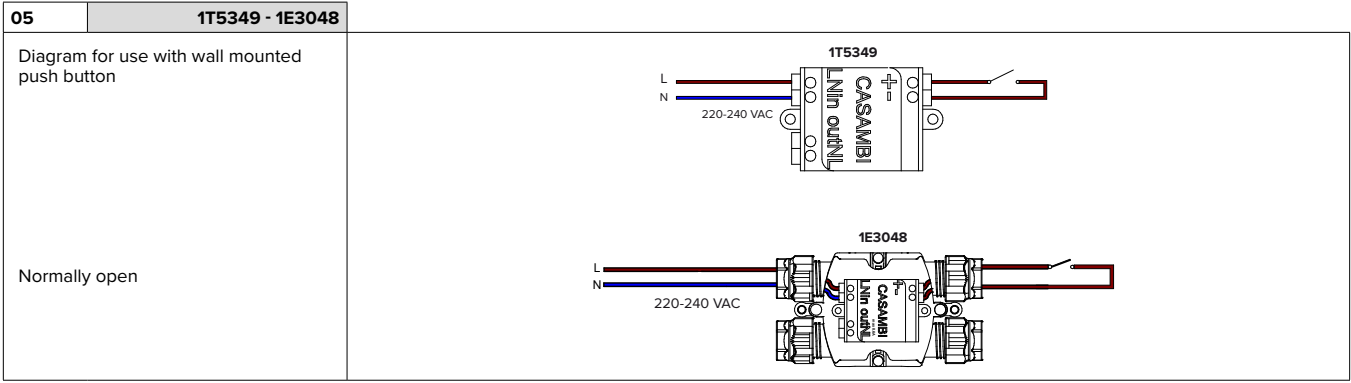
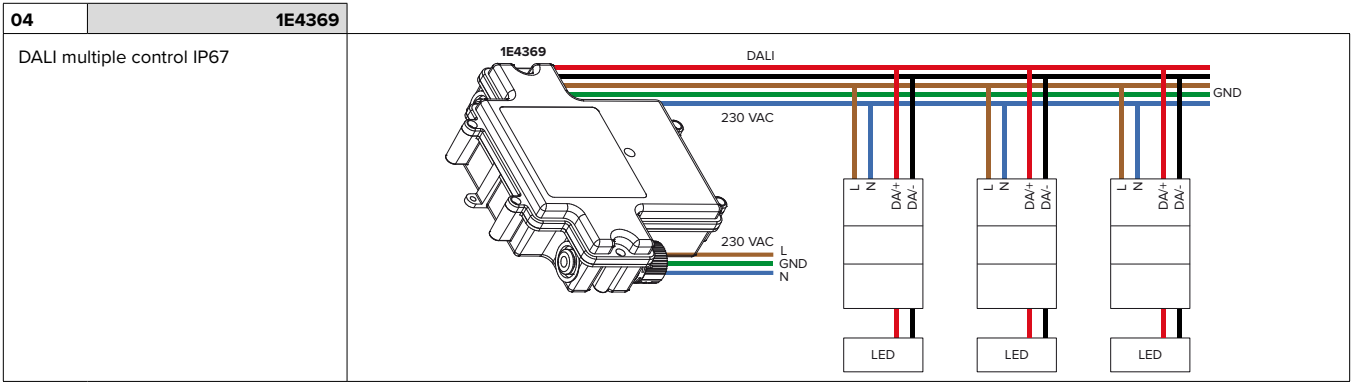
Quadro sinottico accessori Casambi

Product	Variant	1T5349 Control module IP20	2T0131 Extender IP20	1E3048 Control module IP67	1E4369 Extender IP67	Schema Pag. 28
 BEBOP RECESSED	DALI Version	●	●			01 - 02
 CCTEVO ARCHITECTURAL	DALI Version	●	●			01 - 02
 CCTEVO DOWNLIGHT	DALI Version	●	●			01 - 02
 CCTEVO TUBE	DALI Version	●	●			01 - 02
 CCTEVO EXTRACTABLE	DALI Version	●	●			01 - 02
 CCTEVO WW	DALI Version	●	●			01 - 02
 CCTLED DOWNLIGHT	DALI Version	●	●			01 - 02
 CORO	With DALI driver	●	●			01 - 02
 DART	DALI Version			●	●	03 - 04
 DART ROUND	DALI Version			●	●	03 - 04
 FEBO EVO	DALI Version			●	●	03 - 04
 FORTYEIGHT LABEL	DALI Version		●			02
 FORTYEIGHT LOGICO 30	DALI Version		●			02
 HALL	DALI Version	●	●			01 - 02
 JEDI	DALI Version			●	●	03 - 04
 JEDI RECESSED	DALI Version			●	●	03 - 04
 JEDI COMPACT INDOOR	DALI Version	●	●			01 - 02
 JEDI COMPACT OUTDOOR	DALI Version			●	●	03 - 04
 JEDI COMPACT OUTDOOR RECESSED	DALI Version			●	●	03 - 04
 JUPITER PRO	With DALI controller			●	●	03 - 04
 KEPLERO 160 - KEPLERO 280	DALI Version			●	●	03 - 04

Product	Variant	1T5349 Control module IP20	2T0131 Extender IP20	1E3048 Control module IP67	1E4369 Extender IP67	Schema Pag. 28
 KEPLERO 50 - KEPLERO 80	With DALI controller			●	●	03 - 04
 LABEL 230V	DALI Version	●	●			01 - 02
 LABEL	DALI Version		●			02
 LOGICO EASY STAND ALONE	DALI Version	●	●			01 - 02
 LOGICO EASY SYSTEM	DALI Version	●	●			01 - 02
 LOGICO SYSTEM	DALI Version	●	●			01 - 02
 MR. BO	DALI Version			●	●	03 - 04
 MRS. BO BOLLARD	DALI Version			●	●	03 - 04
 MRS. BO WALL	With DALI controller			●	●	03 - 04
 MRS. BO PATH	With DALI controller			●	●	03 - 04
 MR. SMITH	DALI Version			●	●	03 - 04
 MRS. SMITH	DALI Version			●	●	03 - 04
 OMEGA	DALI Version	●	●			01 - 02
 OZ STAND ALONE CEILING	DALI Version	●	●			01 - 02
 OZ STAND ALONE RECESSED	With DALI driver	●	●			01 - 02
 THREESIXTY	DALI Version	●	●			01 - 02
 VOLTA	With DALI driver	●	●	●	●	01 - 02 03 - 04
 ZEDGE - ZEDGE BOLLARD	With DALI controller			●	●	03 - 04
 ZEDGE LINE	DALI Version and with DALI controller			●	●	03 - 04
 ZEDGE PRO	DALI Version			●	●	03 - 04
 ZENO APPLIQUE	DALI Version	●	●			01 - 02

Wiring diagrams

01	1T5349	Single DALI control IP20	
02	2T0131	DALI multiple control IP20	
03	1E3048	DALI single control IP67	



DMX

Control system for DMX, Tunable White and RGBW fixtures

For programming and control RGBW fixtures use the DMX 512 digital protocol, the most widespread and proven standard for smart light control. This allows for complete compatibility with other fixtures on the market and makes a wide variety of accessories available at a reasonable cost.

Fixtures Power Supply

RGBW fixtures need special power supplies with PWM (Pulse Width Modulation) technology that makes it possible to regulate the light intensity separately of primary colours. In larger RGBW products the integrated electronic power supply is always combined with the one used for dynamic control (DMX); in this case the fixtures are self-sufficient and defined as “smart”; smaller fixtures on the other hand require an external device that can power and control several fixtures at the same time.

RGBW fixtures are compatible with the DMX – RDM protocol that allows for remote programming via the data line.



mySCENARIO

Systems of digital devices designed to control dynamic lighting fixtures and to programme dynamic light scenarios and sequences. The system consists of an intuitive software, compatible with Windows operating systems, able to control different hardware devices having the following functions:

- recording colour-changing scenarios set by the operator;
- allowing the selection among the multiple scenarios recorded;
- transmitting the control signals to the lighting system.

The software is interfaced to the PC through a USB port; the interface with lighting fixtures is featured through a DMX 512 output.

The software provides a graphic simulation of the operating keys of lighting controller; the

patching function allows to assign the DMX control channels to the fixtures by using the internal library.

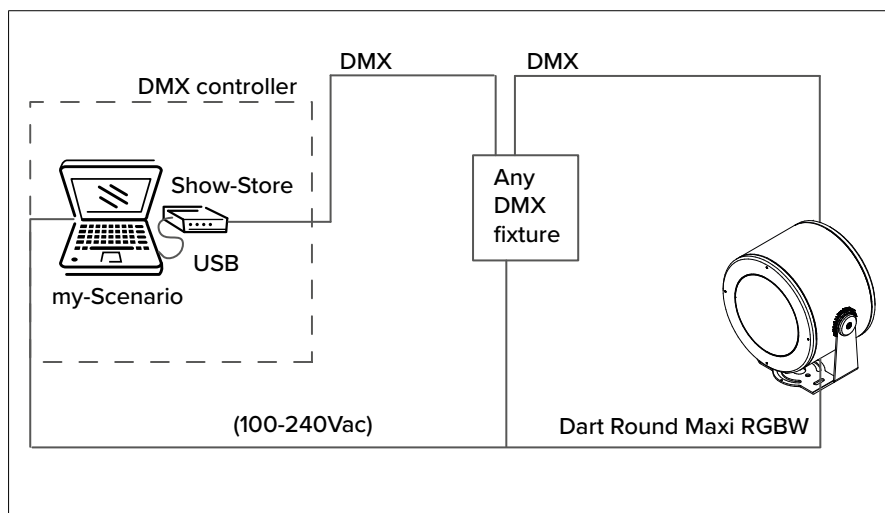
The Colour Manager function allows a quick and intuitive programming of a RGB light show, consisting of several steps with assigned duration and fading times. The programmed light shows can be transferred to the different control interfaces.

MYSCENARIO SHOW STORE

1T1898

Software + USB interface
Storage, via USB, of light-shows created through mySCENARIO software
Automatic stand-alone operation with non need of a PC or any other external driver
Keys for scrolling through programmed sequences
Digital display to show the number (1-99) of active scene
Led indicators for ON/OFF status
Three poles XLR output – DMX signal to lighting fixtures
XLR input for daisy chain connection to other identical unit
Management of 512 DMX channels (512 parameters to be programmed separately)
Memory dedicated to light shows proportional to number of connected channels (2877 with 20 channels; 2877 with 60 channels; 355 with 512 channels)

TYPICAL WIRING LAYOUT

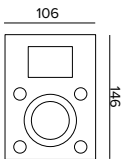


mySCENARIO Wall

DMX controller with a glass touch sensitive screen for architectural applications.

- It can control two different DMX universes (2x 512 channels).
- Stand alone function or connected to a computer using a USB port.
- Software for creating scenarios (that can be downloaded from the Targetti website) is included.
- It can manage 10 different lighting zones and 50 scenarios per zone.
- The touch keys on the front make it possible to modify and recall programmed scenarios.
- USB cable included.
- To be used with all RGBW products.

MYSCENARIO WALL

1T6499	
	
Power supply	6 Vdc
Output	4W
Memory	SD card
DMX Channels	2 x 511
Operating system	Windows 32/64bit
Dimensions	146 x 106 x 11 mm


USB-RDM Programmer code

DMX-RDM (Remote Device Management) address planner.

Used with the “RDM Targetti” software that can be downloaded for free from the Targetti website download section.

To be used with all RGBW products.

USB – RDM

1E2767	
	



TARGETTI SANKEY Srl
Certificated ISO 9001 n° 9130. TAR1
Certificated ISO 14001 n° IT319206

The Enec mark, ISO9001 and ISO14001 certifications and the CE marking all guarantee that the activities carried out internally in the company are governed and controlled by procedures which assure constant level of quality.

Accredited laboratory in accordance with ISO 17025.

Requisites and information

All fixtures of the Targetti collection have been designed and produced to comply with European Standard EN60598-1 relative to the safety requisite of light fixtures.



All fixtures comply with the following directives:

- EMC Directive 2014/30/EU
- LV Directive 2014/35/EU
- RoHS Directive 2011/65/EU

Unless specified otherwise

- all fixtures are supplied without lamps;
- all fixtures are sold separately;
- all measurements are expressed in millimeters;
- all fixtures at low voltage are supplied without transformer;
- For products in Class III performance is only guaranteed using the electronic power supplies and drivers indicated in the catalogue.



Targetti offers a five years warranty on the products that use LED light sources included in the Catalogues (unless otherwise specified).

The extension of guarantee does not apply to products with traditional light bulbs, to all the products for light management and control systems, both by Targetti and those by third parties, or to Targetti products fitted with 230V LED modules. For products fitted with traditional bulbs / LED bulbs, the warranty extension is valid only for the lighting product. The five years warranty is valid from the invoice date and covers any manufacturing and/or material defect found in products, if they are used in accordance with their intended use. The warranty terms are available on the Extension of guarantee.









Consorzio ecolight

Targetti Sankey Srl is a member of the Ecolight consortium that was set up in 2004 (D.Lgs. 49/2014) to comply with the provisions of the European Directive that was adopted in Italy as the European Directive 2012/19/EU for WEEE on managing, recovering and treating waste electrical and electronic equipment, used batteries and accumulators in compliance with all applicable legislation.










The colors of the products illustrated are reproduced as faithfully as possible compatibly with the technical limitations of the printed medium.

The company reserves the right to make changes to the production without notice. Reproduction of this catalogue or any part of it is prohibited. The products illustrated in this catalogue are covered by one or more Italian or international patents. The company will take legal action against any imitators.

Icons legend

	Class I luminaire in which the protection against electrical shock is guaranteed by the connections of the conductive elements accessible to a protective conductor (earth connection).
	Luminaire in which the connection to a protective conductor (earth connection) guarantees the immunity to radio noises.
	Class II luminaire (double insulation), protected against the accidental contact with parts under tension from the user.
	Class III luminaire, suitable for connection to very low voltage circuits.
	Solid particle and liquid ingress protection degree.
	Protection degree - Recessed part . Protection degree - Exposed part.
	Impact protection degree.
	ENEC European Norms Electrical Certification.

Particular symbols

	Weight of the single fixture
	Cable length
	Walk-over
	Driver-over safe
	Fixtures that have parameters below the minimum visibility threshold $PstLM \leq 1$ and $SVM \leq 0.4$ (IEC TR 61547-1 and IEC TR 63158).
	Casambi with accessories
	Casambi ready
	DMX on board
	DBS (Dynamic Beam Shaping) optic system

Light beam apertures

Optics	Optic description	from	to
NSP	Narrow Spot	5°	10°
SP	Spot	11°	21°
FL	Flood	22°	40°
MWFL	Medium Wide Flood	41°	50°
WFL	Wide Flood	51°	70°
VWFL	Very Wide Flood	71°	120°
WW	Wall Washer		
ASY	Asymmetric		
FW	Floor Washer		
ELL	Elliptical		
ELT	Elliptical Transversal		
AMB	Ambient		
OPL	Opal		
GRZ	Grazing		
UGR	UGR		
ZOOM	Zoom		
DBS	Dynamic Beam Shaping		

Note

- Please contact us for on demand treatments and versions.
- The performances reported on the products refer to the use of the recommended drivers.
- The drivers selected by Targetti make the fixtures "Safe Flicker".

