

DOUBLE EMISSION ARCHITECTURAL PROFILE

TYPE

Linear architectural profile configurable in direct, indirect emission or both, for high levels of light emission.

CHARACTERISTICS

The direct emission is configurable with the use of 1 to 4 strips; indirect emission foresees two strips. Compartment inside the profile suitable for the insertion of the power supply and dimmer. Possibility of on/off switching and dimming separate for direct and indirect lighting.

INSTALLATION

Mounting on ceiling for unidirectional or suspended for unidirectional or double emission.

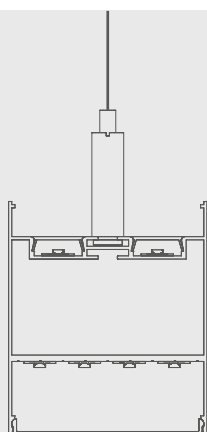


Cutting Project profiles to size*:

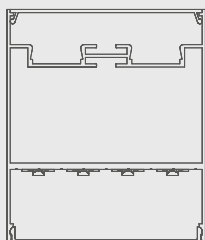
fixed cost of piece work

VA04

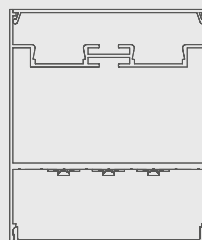
* Includes mounting accessories.



SUSPENDED MOUNTING
WITH TWO STRIPS
FOR INDIRECT LIGHTING
AND 4 FOR DIRECT LIGHT




CEILING MOUNTING
WITH 4 STRIPS
FOR DIRECT LIGHT



CEILING MOUNTING
WITH 3 STRIPS
FOR DIRECT LIGHT


**CEILING MOUNTING
FOR UNIDIRECTIONAL EMISSION**

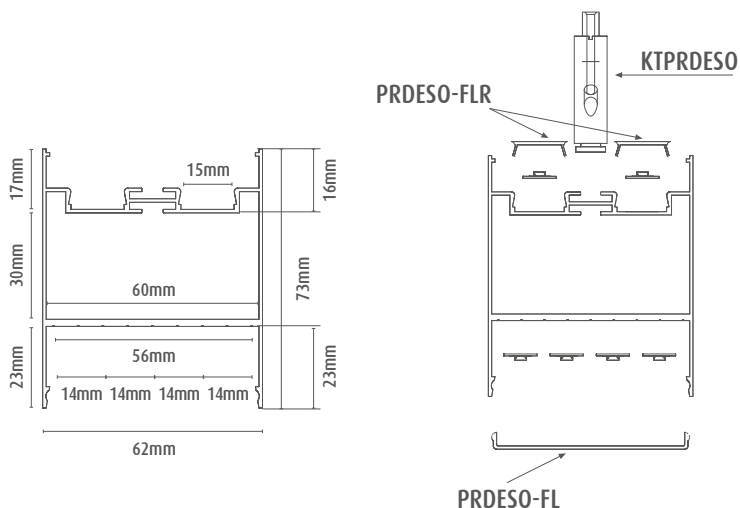


**SUSPENSION
WITH DUAL EMISSION**



IP20

art.	Description	L	80119058	
PRDES0	Double emission aluminium profile	1220	39970	1
PRDES0-SL	Rear support for surface mount	1220	39987	1
PRDES0-FL	Front screen in flat opal polycarbonate plate	1220	39994	1
PRDES0-FLR	Couple of opal polycarbonate rear screen	1220	40020	1
KTPRDES0-FL	Set of two side caps flat screen	-	40068	1
KTPRDES0	Suspension kit	-	40051	1



PRODUCT COMPOSITION

The aluminium profile is completed, depending on the application chosen, with screens (flat front and rear pair of screens for indirect emission), side closure caps and suspension kit. For ceiling mounting the rear support is required, code PRDES0-SL, on which the profile can be attached.