

TARGETTI

CATIRPEL

FUNCTION
FOLLOWS
FORM.



Developed in collaboration with the lighting design firm L'Observatoire International, Catirpel was designed as a modular projector system, ideal for lighting nature and architecture. It moves sinuously in space, orients itself, installs itself in any position, attaches to any surface and disappears into the environment at the same time thanks to its small size and the many finishes available.

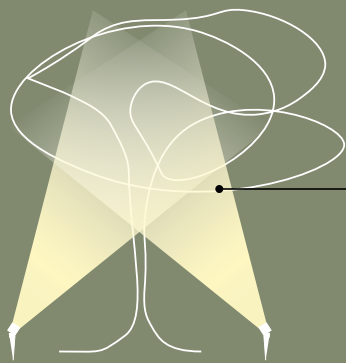
“Like a caterpillar on a tree Catirpel weaves into the surroundings, casting an enchanting spell of versatility.”

Hervé Descottes
L'Observatoire International



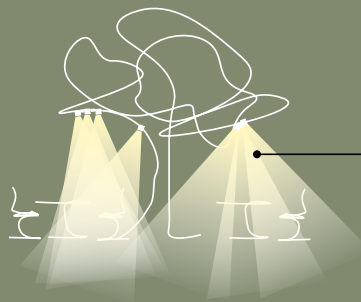
FLEXIBLE BY NATURE.

The design of Catirpel takes its inspiration from nature, for its dynamic shape and ability to move sinuously in space. Its great versatility, numerous finishes and innate ability to follow curved surfaces also make it suitable for lighting landscapes in a functional and creative way.



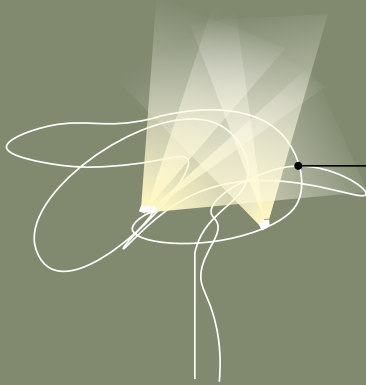
PROJECTION

Catirpel projectors can be installed on the ground using the practical earth spike to light hedges and trees from below.



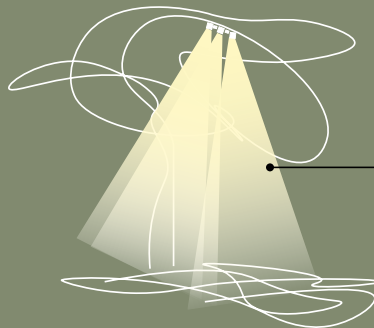
DOWNLIGHT

Tree branches become mounting supports to anchor lighting modules to using special belt straps to direct the light beam exactly where it is needed.



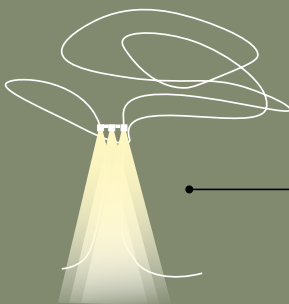
UPLIGHT

With Catirpel it is also possible to light the upper part of the highest foliage easily reaching areas that are impossible to reach with classic lighting from below.




GRAZING

Catirpel projectors with Grazing optics illuminate the entire length of tree trunks by highlighting the texture for a scenographic effect.




MOONLIGHTING

Installed on the highest branches pointing downwards the light modules create light and shade effects on the leaves and branches.

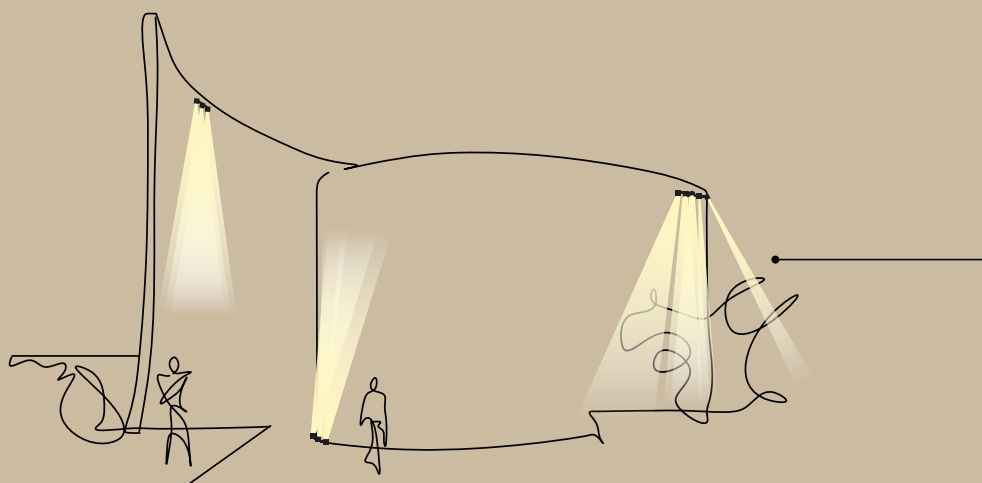


IN CONNECTION WITH ARCHITECTURE.



PROJECTION

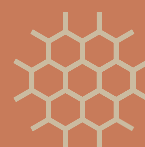
Catirpel embraces architecture following every type of surface with extreme flexibility. The Grazing optic allows for uniform grazing lighting, ideal for highlighting texture and materials on facades, porticos, vaulted roofs and all vertical surfaces.




GRAZING

It is possible to install projectors on all surfaces and to direct beams exactly where the project requires them for soft and diffused lighting, to highlight architectural details, indicate pedestrian paths or to create accents of light.

Catirpel's innate flexibility combined with the colour palette of finishes specifically designed to perfectly integrate into architectural contexts and the wide range of optics make it remarkably versatile for lighting architecture in all its most complex forms: curved surfaces, vaulted ceilings, rib vault ceilings and columns.







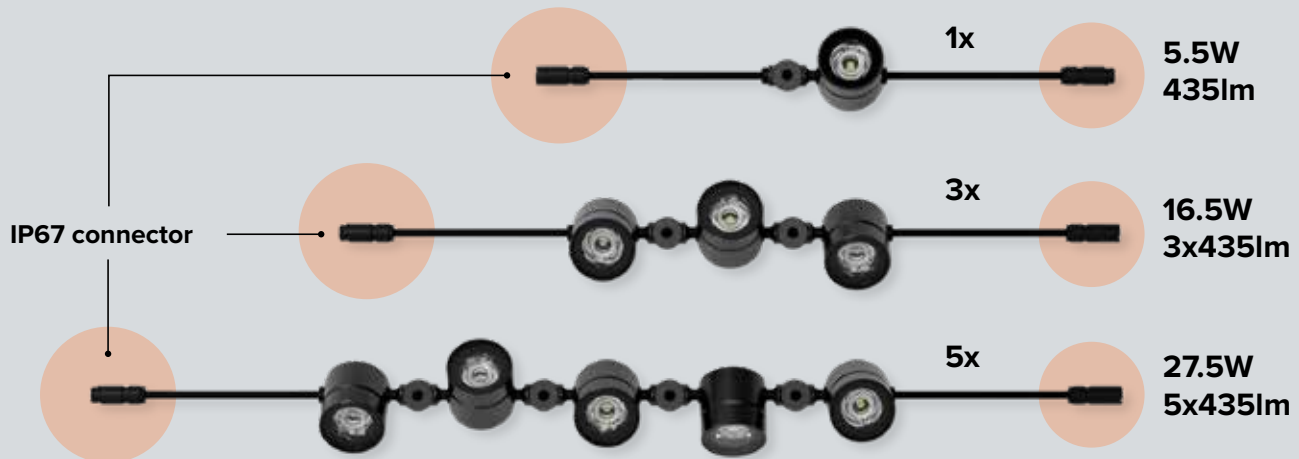
→ IP67 \ IK06

→ 24VDC

→ CE \ UL Certified

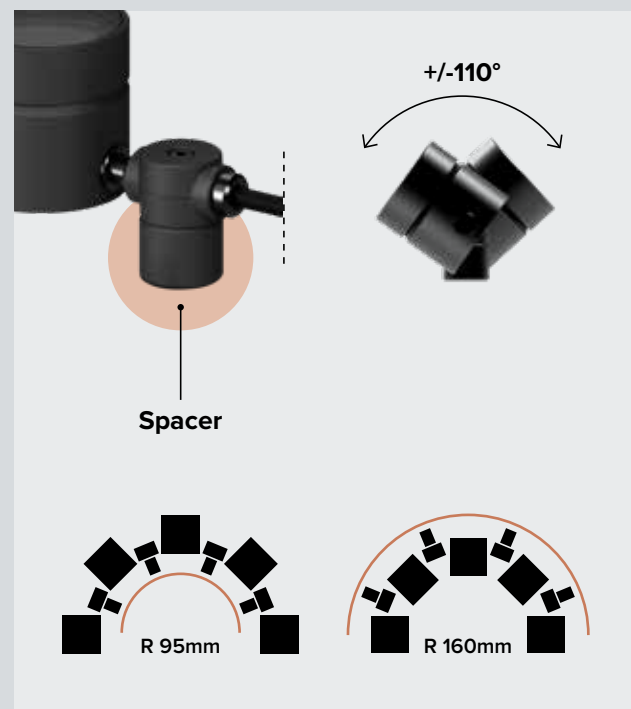
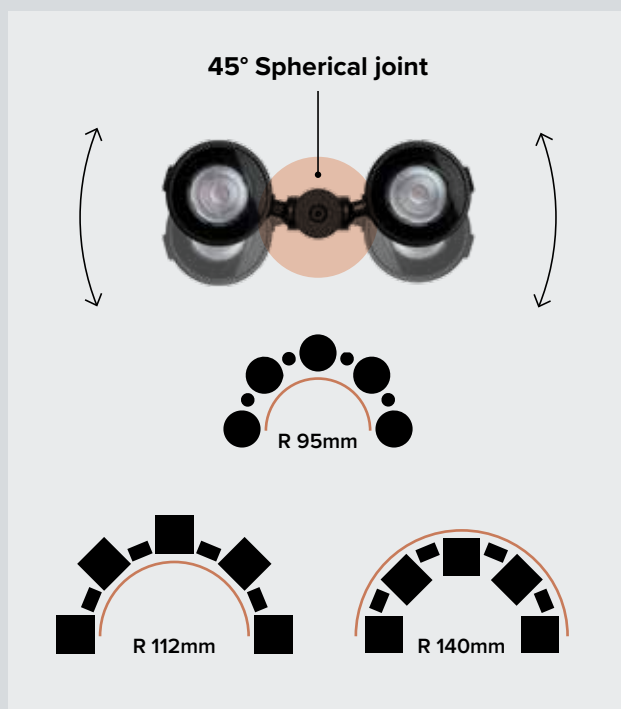
ORGANIC GROWTH

Catirpel is made up of single or multiple light modules connected together with IP67 Plug&Play connectors. Also available in terminal versions without an output cable



All light units are connected together with spherical joints that make it possible to rotate them horizontally and vertically.

Spacers provided as accessories, positioned under the spherical joints allow for further flexibility of the system and for individual light units to be adjusted accordingly.



SHINE LIGHT ON YOUR IDEAS.

The range of Catirpel optics adds extensive freedom to the system. Accent projected, diffused or grazing lighting are some of the effects the Catirpel optics provide. Fundamental effects for lighting architecture and landscapes to the full.



Narrow Spot 7°



H(m)	
2	1388 lux
3	617 lux
4	347 lux
5	222 lux

Spot 19°




H(m)	
2	675 lux
3	300 lux
4	169 lux
5	108 lux

Flood 34°




H(m)	
2	213 lux
3	95 lux
4	53 lux
5	34 lux

Medium Wide Flood 48°



H(m)	
2	117 lux
3	52 lux
4	29 lux
5	17 lux

Grazing 57/19°



H(m)	
2	222 lux
3	99 lux
4	56 lux
5	36 lux

Catirpel has a range of optical accessories that provide added value to the system, making it possible to shape the light beam according to actual needs.



CROSS BAFFLE

The anti-glare grill makes it possible to control the beam maximizing visual comfort.



SYMMETRICAL SNOOT

A grill that removes the fall-off component of the 360° beam, focusing the effect only where it is needed.



ASYMMETRICAL SNOOT

An asymmetrical grill that removes the fall-off component of the beam, making the light emission slightly asymmetrical.

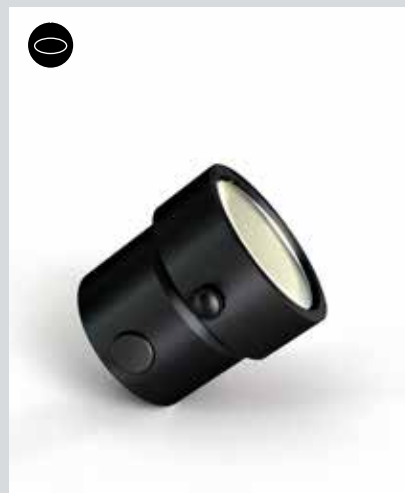


BLADE OF LIGHT

The blade of light filter makes it possible to ovalize the beam. Spot and Narrow Spot optics are recommended for more pronounced effects.



Catirpel is also available in a version with an integrated Honeycomb grill for maximum visual comfort.



INSTINCTIVE VERSATILITY.

Catirpel can be installed in many ways thanks to the different types of installation accessories.


On surfaces, trees or on the ground.



SURFACE

For surface installation Catirpel must be equipped with special brackets that are available in all four colours of the range.

For 1x modules 1 bracket is necessary, for 3x and 5x modules only 2 brackets are necessary.

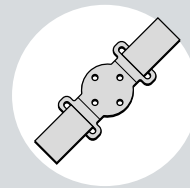




TREE

For installation on trees special brackets are necessary complete with “Tree Strap”, technical fabric ties specially made for outdoor installations.


For 1x modules 1 bracket and 1 tree strap are necessary, for 3x and 5x modules only 2 brackets and 2 tree straps are necessary.



GROUND

To light hedges and borders Catirpel can be installed on a special ground spike. Its small size, flexibility and the range of optics available make it an ideal tool to light green spaces.

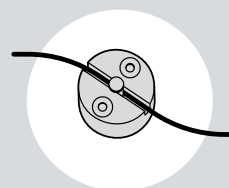
For 1 x module 1 earth spike is necessary, for 3x and 5x modules only 2 earth spikes are necessary.



CATENARY

For suspended applications or to light large open spaces, it is possible to install fixtures with a specialized catenary bracket attaching the luminaire modules directly to aircraft cable.

The length of the catenary depends on the section of the steel cable.





**COLOURS IN
HARMONY
WITH NATURE.**

Catirpel is available in four different finishes, all specially designed to integrate perfectly with nature and architecture.



➔ Black Anodised



➔ Olive Green



➔ Burnished Copper



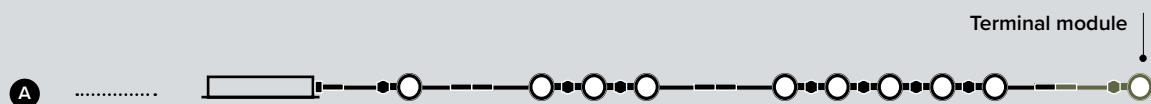
➔ Dune Grey



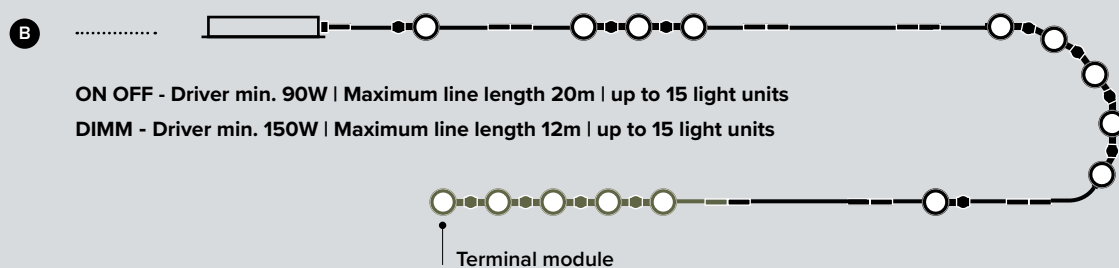
FREE TO EVOLVE.

A few rules allow for great design freedom in order to create the system best suited to your needs:

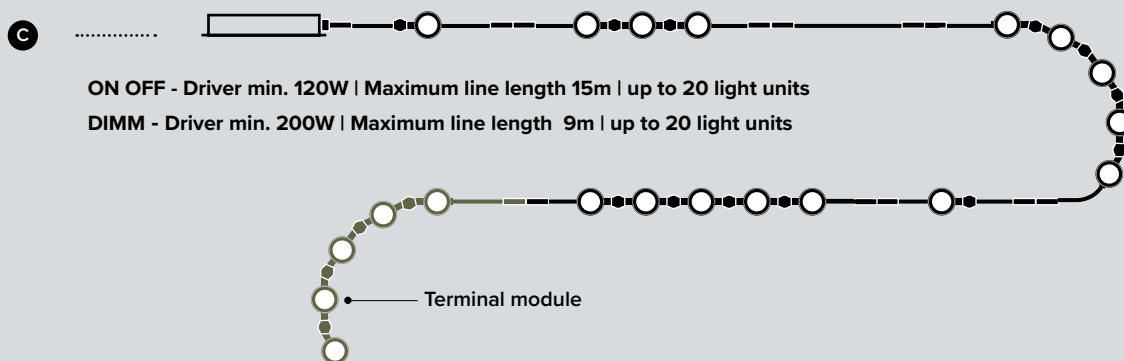
- ❶ It is possible to connect **up to 25 light units** on each line.
- ❷ The **length of the system** is the **distance between the driver and the last product**. Using the T-branch, the longest branch should be considered.
- ❸ **Maximum 5 connection** represented by the system extensions.
The T-branch connector represents one connection.
- ❹ In **dimmable versions**, the driver must be loaded to a maximum of 60% of its nominal power.



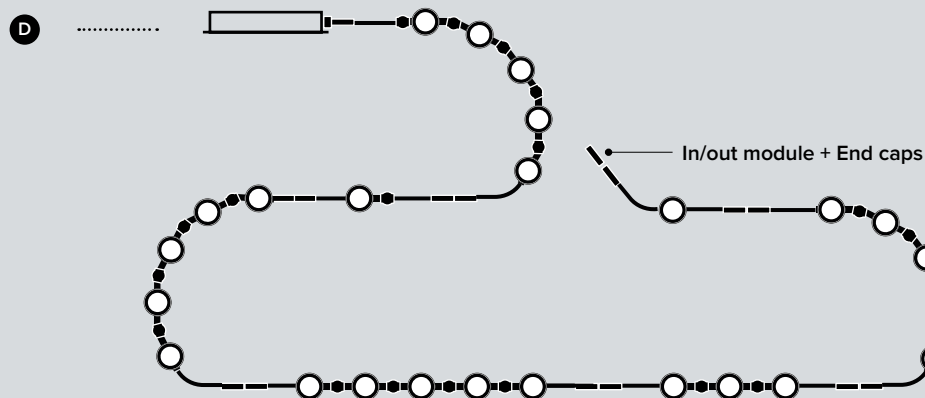
ON OFF - Driver min. 60W | Maximum line length 30m | up to 10 light units
DIMM - Driver min. 100W | Maximum line length 18m | up to 10 light units



ON OFF - Driver min. 90W | Maximum line length 20m | up to 15 light units
DIMM - Driver min. 150W | Maximum line length 12m | up to 15 light units

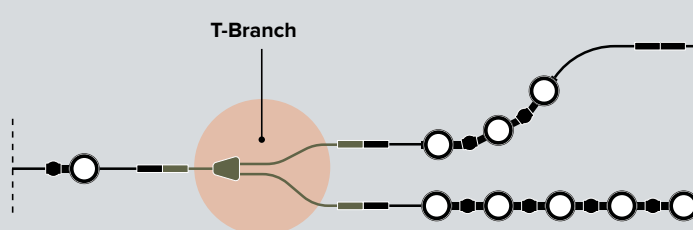


ON OFF - Driver min. 120W | Maximum line length 15m | up to 20 light units
DIMM - Driver min. 200W | Maximum line length 9m | up to 20 light units



ON OFF - Driver min. 150W | Maximum line length 12m | up to 25 light units
DIMM - Driver min. 250W | Maximum line length 7m | up to 25 light units

There is a T-branch cable which makes it possible to separate the system into two lines. An ideal solution for installation on different branches of the same tree.





24V

CE

UL

IP66

IP67

IK06

T amb
-25°+35°

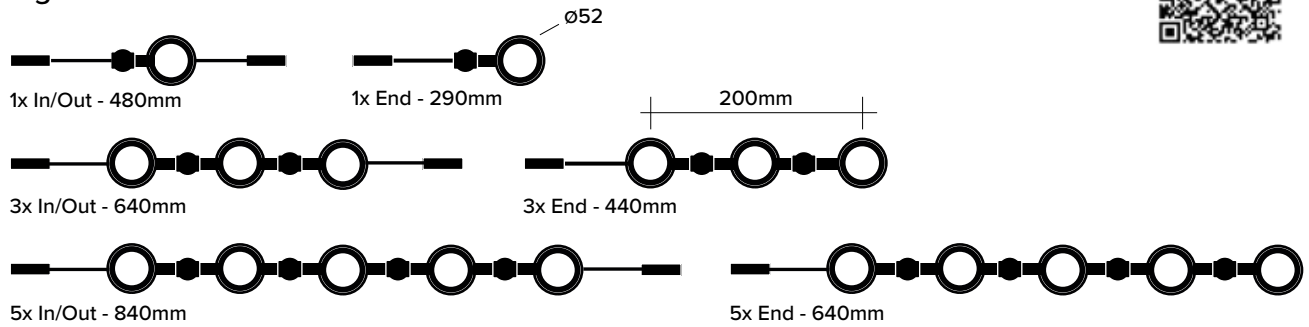
6W

3W
NSPup to
440lm

See all the characteristics of Catirpel on
the website



Light modules



Finishes



Olive
green



Black
anodized



Burnished
copper



Dune
grey

CCT Ra90



2400K*



2700K



3000K



4000K

*not available for NSP optic

Control



ON-OFF



PWM
dimming

Beams



NSP
7°
3W
173lm



SP
19°
6W
435lm



FL
34°
6W
393lm



MWFL
48°
6W
382lm



GRZ
57°/19°
6W
386lm

Optic accessories



Snoot



Asymmetric
screen



Cross
Baffle



Blade of
light filter



Louvre

Installation accessories



Spacer



Surface
bracket



Tree
bracket



Earth
spike



Catenary
kit

Power supply

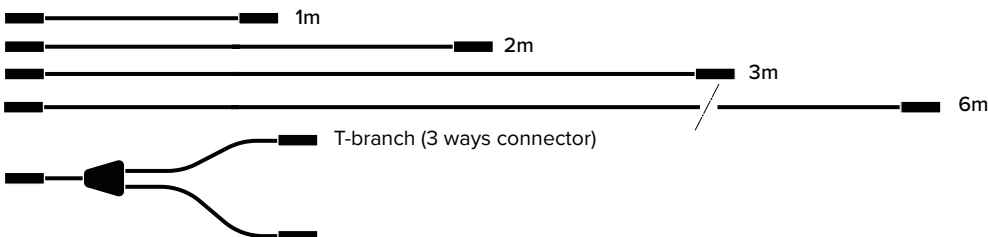


Driver Box 80W IP67
available in different
finishes



Connection kit to be
accessorized with
remote driver

Connection cable



SPECS.



Targetti Sankey s.r.l.

via Pratese 164
50145 Firenze, Italia

Phone. 0039 055 37911
Fax. 0039 055 3791 266
targetti@targetti.com
www.targetti.com

Find the sales representative
closest to you!





Function follows Form.